

2017 STANDINGS

SCHOOL	AMERICAN						OVERALL							
	W	L	T	PCT	H	A	W	L	T	PCT	H	A	N	STREAK
UCF	15	9	0	.625	8-4	7-5	40	20	0	.667	28-9	10-9	2-2	L1
Houston	15	9	0	.625	9-3	6-6	40	19	0	.678	21-7	13-10	6-2	W6
UConn	14	10	0	.583	9-3	5-7	33	25	0	.569	13-5	14-16	6-4	L1
USF	14	10	0	.583	9-3	5-7	41	17	0	.707	31-6	9-9	1-2	L2
Tulane	13	11	0	.542	7-5	6-6	27	31	0	.466	18-17	9-12	0-2	L2
Cincinnati	10	14	0	.417	4-8	6-6	28	30	0	.483	15-11	13-17	0-2	L4
Memphis	8	16	0	.333	4-8	4-8	30	29	0	.508	19-16	9-11	2-2	L1
East Carolina	7	17	0	.292	4-8	3-9	32	28	0	.533	20-14	9-13	3-1	L1

National Polls

Baseball America: Houston, 16; UCF, 22 | Collegiate Baseball: Houston, 24 | D1Baseball: Houston, 15; UCF, 23 | NCBWA: Houston, 15; UCF, 24; UConn, rv; USF, rv | USA Today: Houston, 20 | UCF, 24; USF, rv



Houston Regional • Houston, Texas

Friday, June 2

No. 3 Texas A&M vs. No. 2 Baylor 2 p.m.
No. 4 Iowa vs. No. 1 Houston 7 p.m.

Saturday, June 3

Elimination Game 2 p.m.
Winner's Bracket 7 p.m.

Sunday, June 4

Elimination Game 3 p.m.
Regional Final 8 p.m.

Monday, June 5

Regional Final (if necessary) 6 p.m.

Gainesville Regional • Gainesville, Fla.

Friday, June 2

No. 3 Bethune-Cookman vs. No. 2 USF 1 p.m.
No. 4 Marist vs. No. 1 Florida 7 p.m.

Saturday, June 3

Elimination Game Noon
Winner's Bracket 7 p.m.

Sunday, June 4

Elimination Game 1 p.m.
Regional Final 7 p.m.

Monday, June 5

Regional Final (if necessary) 4 p.m.

Tallahassee Regional • Tallahassee, Fla.

Friday, June 2

No. 3 Auburn vs. No. 2 UCF Noon
No. 4 Tennessee Tech vs. No. 1 Florida State 6 p.m.

Saturday, June 3

Elimination Game Noon
Winner's Bracket 7 p.m.


Sunday, June 4

Elimination Game 1 p.m.
Regional Final 7 p.m.

Monday, June 5

Regional Final (if necessary) 7 p.m.

All times Eastern and subject to change



American Athletic Conference Championship
Spectrum Field • Clearwater, Fla.

Tuesday, May 23

Game 1 - No. 2 Houston 6, No. 7 Memphis 5
Game 2 - No. 3 UConn 12, No. 6 Cincinnati 3
Game 3 - No. 4 USF 7, No. 5 Tulane 6
Game 4 - No. 8 East Carolina 14, No. 1 UCF 3

Wednesday, May 24

Game 5 - No. 7 Memphis 15, No. 6 Cincinnati 14 (10)

Thursday, May 25

Game 6 - No. 1 UCF 8, No. 5 Tulane 3
Game 7 - No. 2 Houston 7, No. 3 UConn 6
Game 8 - No. 8 East Carolina 6, No. 4 USF 5

Friday, May 26

Game 9 - No. 3 UConn 7, No. 7 Memphis 5
Game 10 - No. 1 UCF 12, No. 4 USF 0

Saturday, May 27

Game 11 - No. 2 Houston 13, No. 3 UConn 3
Game 12 - No. 8 East Carolina 4, No. 1 UCF 0

Sunday, May 28

Game 15 - No. 2 Houston 6, No. 8 East Carolina 0

All-Tournament Team

P Jake Agnos, East Carolina
P Trey Cumbie, Houston
P John King, Houston
C Travis Watkins, East Carolina
IF Anthony Prato, UConn
IF Charlie Yorgen, East Carolina
IF Lael Lockhart, Houston
IF Jake Scheiner, Houston
OF Tyler Bielamowicz, Houston
OF Corey Julks, Houston
OF Chris Carrier, Memphis
UTY Colton Neel, Memphis







Most Outstanding Player

Jake Scheiner, IF, Houston

THE NUMBERS

Earned Run Average Leaders

Thru May 31

1.		Trey Cumbie	1.88
2.		Peter Strzelecki	2.42
3.		Chris Williams	2.43
4.		John King	2.99
5.		Phoenix Sanders	3.00
6.		Jake Agnos	3.22
7.		Joseph Sheridan	3.25
8.		Shane McClanahan	3.28

YEARLY AWARDS

Player of the Year

Jake Scheiner • So. • INF • Houston

Scheiner finished the regular season as The American's leader in home runs (15), RBIs (52) and total bases (135), helping the Cougars to a share of the conference's regular-season championship. Scheiner hit .337, good for ninth in The American, and had 33 extra-base hits among his 70 total hits. Scheiner, who saw action at second base, shortstop and third base in the regular season was a unanimous all-conference first team selection as well.



Hunter Williams • Sr. • 1B • Tulane

Williams finished the regular season with a league-leading 84 hits to go with 10 home runs (seventh in The American) and 40 RBIs. He finished with 134 total bases, one shy of Scheiner's league-leading total of 135, and was fourth in The American with a .570 slugging percentage. Williams was the unanimous choice of the coaches as the first team all-conference first baseman.



Pitcher of the Year

Robby Howell • Sr. • RHP • UCF

Howell went 9-0 with a 3.48 ERA in the regular season, finishing as the only regular starter to go undefeated in 2017 while leading UCF to a share of the regular-season title. He limited opponents to a .231 batting average and struck out 80 batters in 88.0 innings.

Trey Cumbie • So. • LHP • Houston

Cumbie led The American with a 2.02 ERA in the regular season and went 9-1 to help the Cougars finish tied with UCF atop the conference standings. He struck out 73 batters against 12 walks in 89.0 innings and held opposing batters to a .236 average.



Rookie Position Player of the Year

Rylan Thomas • Fr. • 1B • UCF

Thomas provided punch in the heart of UCF's lineup as he hit .300 with a team-leading 13 home runs and 51 RBIs as a freshman. He finished seventh in The American in slugging (.538) and was third in home runs.



Rookie Pitcher of the Year

Mason Feole • Fr. • LHP • UConn

Feole became the second straight UConn player to be named Rookie Pitcher of the Year, following Tim Cate, who was the 2016 winner. Feole went 7-3 with a 3.10 ERA in 14 appearances as he struck out 72 batters in 78.1 innings.



Coach of the Year

Greg Lovelady • UCF

Lovelady was named American Athletic Conference Coach of the Year after he led the Knights, who were picked tied for seventh in the conference's preseason poll, to a share of the league title. It is the third conference coach of the year honor for Lovelady, who was the 2014 and 2016 Horizon League Coach of the Year at Wright State.



Introductions

The American Athletic Conference completed its third season as a baseball-playing entity in 2016. The conference features eight members who play eight three-game conference series. Each team faces six teams once and one team twice during the course of conference play.

Big Three

Three American Athletic Conference teams were selected to the 2016 NCAA Championship. UConn won The American's automatic bid to the tournament, while Tulane and East Carolina were chosen as at-large selections.

Lucky Seven

Under its current, eight-team configuration, The American has had seven NCAA tournament teams in the last two seasons. The conference sent four teams to the 2015 NCAA regionals (East Carolina, Houston, USF, Tulane) and three to the 2016 tournament.

Back In Business

UConn made its first NCAA tournament appearance since the 2013 season, when the Huskies won the Big East's automatic bid.

Pedigree

Current members of the American Athletic Conference have made a combined nine appearances in the College World Series. UConn leads the conference with five appearances, while Houston and Tulane have made two appearances each. Houston was the national runner-up in 1967. The last team among The American's current membership to reach the CWS was Tulane, which advanced to Omaha in 2005.

Houston and Louisville both advanced to the Super Regional round in the 2014 NCAA Championship, while East Carolina reached the Super Regionals in 2016.

The American has one CWS appearances to its credit. Louisville advanced to Omaha in 2014, when the Cardinals competed in the conference.

Team	College World Series
UConn	1957, 1959, 1965, 1972, 1979
Houston	1953, 1967
Tulane	2001, 2005

The Sum Of Its Parts

The eight American Athletic Conference members have made a combined 108 appearances in the NCAA Championship, including the 2016 season's three bids. East Carolina has made 28 appearances, followed by Tulane (21), Houston (19), UConn (19) USF (11), and Cincinnati and Memphis (five each).

Road Warriors

The UConn Huskies are in the midst of playing their first 25 games of the season away from Hartford. The first home game for the Huskies will be on April 5, when UConn plays host to Hartford.

Home Cooking

UCF and USF will not leave the state of Florida until conference play begins. USF's first game outside of the Sunshine State is at Tulane on March 31. The Knights first out of state game is at East Carolina on April 13.

Century Mark

East Carolina's head coach Cliff Godwin won his 100th game as the leader of the Pirates when East Carolina beat Cincinnati 14-3 on April 23. Godwin is the sixth coach in The American to reach 100 career wins.

30 Win Club

Three teams in the conference have 30 or more wins this season after Houston joined USF and UCF after beating UConn on May 6.

Preseason Accolades

Five players from The American were named to pre-season All-American teams and one was named to a preseason award watch list.

Evan Krucznski, P, East Carolina (Second Team, NCBWA; Third Team, Collegiate Baseball)

Joe Ingle (Second Team, NCBWA; NCBWA Preseason Stopper of the Year Watch List)

Dwanya Williams-Sutton, OF, East Carolina (Second Team, NCBWA; Third Team, D1 Baseball)

Joe Davis, DH, Houston (Second Team, NCBWA; Third Team, D1 Baseball, Third Team, Collegiate Baseball)

Seth Romero, P, Houston (Second Team, Collegiate Baseball, Second Team, Baseball America; Third Team, D1 Baseball)

National Attention

Houston's Jake Scheiner was named a National Player of the Week by both Collegiate Baseball and the National Collegiate Baseball Writers Association on March 20 and March 21, respectively. Scheiner hit six home runs over four games, driving in 15 runs on 13-for-16 batting.

UCF's Rylan Thomas was also named a National Player of the Week by Collegiate Baseball on March 13 after hitting four home runs and driving in 12 in four games, while also recording a win on the mound against Central Michigan.

Hitting the Books

Three student-athlete from The American have been named to the CoSIDA Academic All-District Team. East Carolina's Travis Watkins (4.0, MBA) and Charlie Yorgen (3.72, Business Management) were named to the District 3 team. Hunter Williams of Tulane earned District 6 honors boasting a 4.0 in Neuroscience.

Not A Bad Start

In its brief history, the American Athletic Conference has already made its mark at the highest level of intercollegiate athletics.

- Teams from The American have won two CFP/BCS New Year's Six games in the league's first three years. Houston defeated Florida State in the 2015 Chick-Fil-A Peach Bowl and finished No. 8 in the final national polls. UCF defeated Baylor in the 2013 Fiesta Bowl to finish the year No. 10 nationally.

- UConn has won four NCAA basketball titles since the formation of The American. The Huskies won the 2014 men's title and captured women's championships in 2014, 2015 and 2016.

- The American was one of six finalists – and the only college sports entity – for the 2016 Sports Business Awards League of the Year honor, along with Major League Baseball, Major League Soccer, NASCAR, the National Basketball Association and the PGA Tour.

- The American has produced NCAA individual champions in swimming and diving and golf, as well as the 2015 U.S. Amateur champion in men's golf. The league produced the two winners of the 2016 Sullivan Award as the nation's top amateur athlete.

THE RECORD BOOK

The American's single-game records (through May 22, 2017).

At Bats

- 9 Chris Iriart, Houston vs. Rice, 5/31/15
- Kyle Survance, Houston vs. Rice, 5/31/15

Runs Scored

- 5 Matthew Mika, UCF vs. Siena, 2/20/16

Hits

- 6 Tommy Williams, UCF vs. Bethune-Cookman, 3/17/15
- Frankie Ratcliff, Houston vs. Texas A&M-Corpus Christi, 3/5/14

Runs Batted In

- 8 Eric Tyler, East Carolina vs. Jacksonville, 3/26/16
- 7 Darien Tubbs, Memphis vs. Belmont, 4/21/15
- Buddy Putnam, USF vs. Cincinnati, 3/29/15
- Matt Diorio, UCF vs. Jacksonville, 3/24/15
- Eli Putnam, UCF vs. Cornell, 3/27/16
- Rylan Thomas, UCF vs. Central Michigan, 3/10/17
- Jake Scheiner, Houston vs. Alabama State, 3/19/17
- Corey Julks, Houston vs. Tulane, 5/16/17

Doubles

- 3 15 times, most recent
- Brandon Grudzielanek, Memphis at UCF 4/29/17

Triples

- 2 Luke Maglich, USF vs. Rhode Island, 3/16/14
- Tom Marcinczyk, Rutgers vs. Hartford, 4/13/14
- Vinny Siena, UConn vs. Siena, 2/23/15
- Kyle Teaf, USF vs. Florida Atlantic, 5/29/15
- Dwanya Williams-Sutton, East Carolina at Virginia, 2/27/16
- Treg Haberkorn, Cincinnati vs. Northwestern 2/21/16

Home Runs

- 3 Jeremy Montalbano, Tulane at USF, 5/7/16
- Jake Scheiner, Houston vs. Alabama State, 3/19/17
- Connor Wong, Houston vs. Tulane, 4/23/17

Total Bases

- 15 Connor Wong, Houston vs. Tulane, 4/23/17
- 14 Jake Scheiner, Houston vs. Alabama State, 3/19/17
- 13 Logan Heiser, UCF vs. Florida State, 3/11/15
- Jeremy Montalbano, Tulane at USF, 5/7/16

Walks

- 4 Eight times, most recent
- Kevin Merrell, USF vs. UCF, 4/7/17

Hit By Pitch

- 4 Tom Verdi, UConn vs. Rhode Island, 5/13/14

Stolen Bases

- 4 Darien Tubbs, Memphis vs. Cincinnati, 5/20/15
- Jack Sundberg, UConn vs. Hartford, 5/8/15
- Travis Watkins, East Carolina vs. Elon, 3/15/15
- Kyle Survance, Houston vs. Memphis, 3/30/14

Innings Pitched

- 9.1 Kyle Dowdy, Houston vs. Rice, 5/31/15

Strikeouts

- 15 Carson Cross, UConn vs. Florida International, 3/6/15

TALKING POINTS

UCF 40-20, 15-9 American



Last: L, 0-4 vs. East Carolina
Next: June 2 vs. Auburn
Last Five: 3-2
 @UCF_Baseball

- UCF is making its first NCAA Baseball Championship appearance since 2012.
- The Knights' offense led the conference with 383 runs, 341 RBI and 106 stolen bases.
- UCF's pitching staff is tops in The American in ERA (3.01) and opposing batting average (.227).
- Robby Howell, the 2017 American Pitcher of the Year, and Joseph Sheridan are tied for the lead in the conference with 10 wins on the season.
- UCF plays No. 3 seed Auburn in the first round of the Tallahassee Regional. The Knights are 1-4 all-time against the Tigers.

UConn 33-25, 14-10 American



Last: L, 3-13 vs. Houston
Next: Season Over
Last Five: 2-3
 @UConnBaseball

- UConn's pitching staff is second in the nation and the conference with 10.1 strikeouts per nine innings.
- P John Russell's 14 saves are in the conference and eighth in the NCAA.
- Wills Montgomery is tops in the conference and 14th in the nation with 116 strikeouts.
- Willy Yahn is the toughest batter in The American to strikeout averaging 14.5 at bats per strikeout.
- Anthony Prato led the Huskies with 50 runs scored, 69 hits and a .376 on base percentage.
- Isaac Feldstein was tops on the team with seven home runs, 17 doubles and 43 RBIs.

HOUSTON 40-19, 15-9 American



Last: W, 6-0 vs. East Carolina
Next: June 2 vs. Iowa
Last Five: 5-0
 @UHCougarBB

- Houston was selected to host a regional and will host Baylor, Texas A&M and Iowa over the weekend.
- Trey Cumbie, the 2017 American Pitcher of the year, leads the conference in ERA (1.88) and is tied for the lead in wins (10).
- Jake Scheiner, the 2017 American Player of the Year, leads The American in home runs (17), RBI (57) and slugging percentage (.680).
- This is the second time in the last three years that Houston is hosting a NCAA Regional.
- The Cougars finished the regular season third in the NCAA in walks allowed per nine innings (2.32) and sixth in strikeout to walk ratio (3.13)
- The meeting with No. 4 seed Iowa on Friday will be the first time Houston has played the Hawkeyes.

USF 41-17, 14-10 American



Last: L, 0-12 vs. UCF
Next: June 2 vs. Bethune-Cookman
Last Five: 1-4
 @USFBaseball

- USF makes its second appearance in the NCAA Tournament in the last three years.
- The Bulls pitching staff is tops in the NCAA with 10.3 strikeouts per nine innings.
- Shane McClanahan leads The American with 12.65 strikeouts per nine innings.
- Kevin Merrell leads the conference in batting average (.386), and on base percentage (.468).
- Luke Border's 53 RBIs are second in the conference.
- USF plays Bethune-Cookman on Friday and will play either No. 1 seed Florida or No. 4 seed Marist on Saturday.

CINCINNATI 28-30, 10-14 American



Last: L, 14-15 (10) vs. Memphis
Next: Season Over
Last Five: 1-4
 @GoBearsBASE

- Cincinnati is fifth in the NCAA with a .982 fielding percentage.
- R.J. Thompson led Cincinnati in batting average (.350), slugging percentage (.493), on base percentage (.426), hits (78) and doubles (18).
- Ryan Noda led the Bearcats in home runs (9) and runs scored (43).
- David Orndorff was tops on the team in ERA (3.41), saves (7) and is tied for the lead with five wins.
- J.T. Perez led Cincinnati with 60 strikeouts over a team-high 77.1 innings pitched.
- The Bearcats were one of 13 teams in the NCAA to record a triple play.

EAST CAROLINA 32-28, 7-17 American



Last: L, 0-6 vs. Houston
Next: Season Over
Last Five: 4-1
 @ECUBaseball

- East Carolina leads the conference with a .291 batting average and 601 hits. The Pirates are finished second in the conference in home runs (56) and third in the RBI (323).
- Matt Bridges led the conference with 34 appearances on the season.
- Eric Tyler was tops on the team with a .343 batting average and 17 doubles.
- Travis Watkins led the Pirates with 84 hits, 49 RBI, a .526 slugging percentage and tied for the team lead with 10 home runs.
- Trey Benton led the Pirates with a .231 batting average, 74 strikeouts and 71 innings pitched.
- Charlie Yorgen finished first on the team in walks (29), and runs scored (49).

MEMPHIS 30-29, 8-16 American



Last: L, 5-7 vs. UConn
Next: Season Over
Last Five: 1-4
 @MemphisBaseball

- Colton Hathcock's 11 saves are tied for second in the conference.
- Chris Carrier finished the season second in the conference in home runs (16), on base percentage (.438) and slugging percentage (.641).
- Alec Trela is tied for the lead in the conference with 20 doubles.
- Jonathan Bowlan led the Tigers pitching staff with a 3.75 ERA, .235 opposing batting average and 78 strikeouts.
- Drew Crosby and Connor Alexander led Memphis with six wins on the season.

TULANE 27-31, 13-11 American



Last: L, 3-8 vs. UCF
Next: Season Over
Last Five: 2-3
 @GreenWaveBBSB

- Hunter Williams, the 2017 American Player of the Year, led the Green Wave in hits (87), doubles (18), batting average (.357), and slugging percentage (.574).
- Williams also finished second on the team with a .404 on base percentage, 45 runs scored and 41 RBIs.
- Jarret DeHart and Hunter Hope finished tops on the team with 13 home runs.
- Chase Solesky and J.P. France led the team with a 3.84 ERA. France led the team with 73 strikeouts and 96 innings pitched.
- Christian Colletti finished as the saves leader for Tulane with 11.

NATIONAL POLLS

Baseball America Poll

Week 15, May 29

School	Record	Last
1. Oregon State	49-4	1
2. North Carolina	47-12	3
3. Texas Tech	43-15	4
4. Louisiana State	43-17	8
5. Florida	42-16	4
6. Louisville	47-10	5
7. Texas Christian	42-16	6
8. Long Beach State	37-17	7
9. Stanford	40-14	9
10. Kentucky	39-20	10
11. Arkansas	42-17	13
12. Virginia	42-14	12
13. Wake Forest	39-18	12
14. Southern Mississippi	48-14	15
15. Florida State	39-20	NR
16. Houston	40-19	25
17. Cal State Fullerton	34-21	14
18. Arizona	37-19	16
19. Clemson	39-19	17
20. Mississippi State	36-24	18
21. Texas	37-22	NR
22. UCF	40-20	23
23. Auburn	35-24	20
24. Florida Gulf Coast	42-18	NR
25. Nebraska	35-20	22

Collegiate Baseball Poll

Week 15, May 29

School	Record	Points
1. Oregon St.	(49-4)	498
2. Louisiana St.	(43-17)	495
3. Florida	(42-16)	493
4. North Carolina	(47-12)	491
5. Louisville	(47-10)	490
6. Stanford	(40-14)	487
7. Texas Tech.	(43-15)	485
8. Texas Christian	(42-16)	483
9. Long Beach St.	(37-17-1)	480
10. Kentucky	(39-20)	477
11. Virginia	(42-14)	474
12. Missouri St.	(40-17)	471
13. Arkansas	(42-17)	469
14. Southern Mississippi	(48-14)	468
15. Arizona	(37-19)	465
16. Wake Forest	(39-18)	463
17. Clemson	(39-19)	461
18. Florida St.	(39-20)	458
19. South Alabama	(39-19)	455
20. Dallas Baptist	(40-19)	452
21. St. John's	(42-11)	448
22. Mississippi St.	(36-24)	445
23. Cal. St. Fullerton	(34-21)	442
24. Houston	(40-19)	439
25. Florida Gulf Coast	(42-18)	437
26. Brigham Young	(37-19)	434
27. Sam Houston St.	(40-20)	431
28. Iowa	(38-20)	429
29. Nebraska	(35-20-1)	427
30. UCLA	(30-25)	425

D1Baseball.com Poll

Week 15, May 29

School	Record	Last
1. Oregon State	49-4	1
2. North Carolina	47-12	2
3. LSU	42-17	7
4. Florida	42-16	4
5. Texas Tech	43-15	3
6. TCU	42-16	6
7. Louisville	47-10	5
8. Stanford	40-14	10
9. Long Beach State	37-17-1	9
10. Southern Miss	48-14	11
11. Kentucky	39-20	8
12. Arkansas	42-17	13
13. Virginia	42-14	12
14. Wake Forest	39-18	14
15. Houston	40-19	25
16. Florida State	39-20	NR
17. Mississippi State	36-24	19
18. Arizona	37-19	15
19. Texas	37-22	NR
20. CS Fullerton	34-21	17
21. Clemson	39-19	18
22. Missouri State	40-17	22
23. UCF	40-20	24
24. Michigan	42-15	16
25. St. John's	42-11	20

NCBWA Poll

Week 15, May 29

School	Record	Last
1. Oregon State	49-4	1
2. North Carolina	47-12	2
3. LSU	42-17	6
4. Florida	42-16	3
5. Louisville	47-10	5
6. Texas Tech	43-15	4
7. TCU	42-16	7
8. Kentucky	39-20	8
9. Stanford	40-14	11
10. Virginia	42-14	9
11. Arkansas	42-17	12
12. Long Beach State	37-17-1	10
13. Southern Miss	48-14	13
14. Wake Forest	39-18	17
15. Houston	40-19	22
16. Arizona	37-19	14
17. Clemson	39-19	15
18. Florida State	39-20	27
19. Cal State Fullerton	34-21	16
20. Mississippi State	36-24	20
21. Missouri State	40-17	21
22. Michigan	42-15	18
23. St. John's	42-11	19
24. UCF	40-20	25
25. Texas	37-22	-
26. Nebraska	35-20-1	23
27. Auburn	35-24	26
28. Oklahoma	34-22	24
29. Florida Gulf Coast	42-18	-
30. Dallas Baptist	40-19	-

Receiving votes: Baylor, Bethune-Cookman, BYU, Coastal Carolina, **UConn**, Georgia Southern, Gonzaga, Illinois-Chicago, Indiana, Iowa, Jackson State, Louisiana Tech, Loyola-Marymount, Miami (FL), Missouri, North Carolina State, Oklahoma State, Old Dominion, Ole Miss, Radford, Rice, Sam Houston State, San Diego, San Diego State, South Alabama, South Carolina, **USF**, Tennessee Tech, Texas A&M, UCLA, UNC Greensboro, Vanderbilt, Washington, West Virginia, Yale.

USA Today Coaches' Poll

Week 15, May 29

School	Record	Points
1. Oregon State (29)	49-4	725
2. North Carolina	47-12	679
3. LSU	43-17	615
4. Florida	42-16	610
5. Texas Tech	43-15	607
6. Louisville	47-10	585
7. TCU	42-16	551
8. Stanford	40-14	512
9. Long Beach State	37-17-1	462
10. Kentucky	39-20	435
11. Virginia	42-14	431
12. Arkansas	42-17	425
13. Southern Miss	48-14	363
14. Wake Forest	39-18	322
15. Clemson	39-19	238
16. Arizona	37-19	235
17. Florida State	39-20	219
18. Mississippi State	36-24	213
19. Cal State Fullerton	34-21	204
20. Houston	40-19	200
21. Michigan	42-15	149
22. Missouri State	40-17	105
23. St. John's	42-11	99
24. UCF	40-20	93
25. Texas	37-22	63

Others Receiving Votes: Nebraska 57; Auburn 45; Brigham Young 26; **USF 19**; Texas A&M 18; Florida Gulf Coast 18; South Alabama 15; Oklahoma 14; Old Dominion 12; Vanderbilt 7; Sam Houston State 6; Gonzaga 6; Iowa 6; Oklahoma State 5; North Carolina State 5; McNeese State 5; West Virginia 5; UCLA 3; Rice 3; Loyola Marymount 3; Illinois-Chicago 3; Dallas Baptist 3; Xavier 1.

NCAA RPI

May 29

School	Record
17. Houston	40-19
21. USF	41-17
22. UCF	40-20
38. UConn	33-25
77. East Carolina	32-28
78. Tulane	27-31
94. Cincinnati	28-30
113. Memphis	30-29

American Athletic Conference Preseason Coaches' Poll

School	Pts
1. East Carolina (6)	48
2. Houston (1)	42
3. Tulane (1)	35
4. UConn	30
5. Cincinnati	22
6. USF	21
7. UCF	13
Memphis	13

THE 2017 SEASON

WEEK-BY-WEEK IN THE NATIONAL POLLS

Rankings are listed as Baseball America/Collegiate Baseball/DIBaseball.com/NCBWA/USA Today

	UCF	Cincinnati	UConn	East Carolina	Houston	Memphis	USF	Tulane
Preseason	-/-/-/-	-/-/-/-	-/-/-/-	6/13/10/9/10	-/35/-/34/-	-/-/-/-	-/-/-/-	-/34/-/33/rv
Week 1	-/-/-/np	-/-/-/np	-/-/-/np	11/-/18/rv/np	-/25/29/np	-/-/-/np	-/-/-/np	-/-/-/34/np
Week 2	-/-/-/np	-/-/-/np	-/-/-/np	9/-/18/rv/np	-/25/22/np	-/-/-/np	-/-/-/np	-/-/-/np
Week 3	-/-/-/rv/rv	-/-/-/-	-/-/-/-	8/20/18/19/17	-/23/24/rv	-/-/-/-	-/-/-/rv/rv	-/-/-/-
Week 4	-/-/-/27/rv	-/-/-/-	-/-/-/-	8/18/18/18/17	-/-/-/rv/rv	-/-/-/-	-/-/-/rv/rv	-/-/-/-
Week 5	-/-/-/26/rv	-/-/-/-	-/-/-/-	25/-/-/rv/rv	-/-/-/rv/rv	-/-/-/-	-/-/-/23/rv	-/-/-/-
Week 6	-/-/-/rv/rv	-/-/-/-	-/-/-/-	25/-/-/rv/rv	23/25/-/24/25	-/-/-/rv/-	-/-/-/25/rv	-/-/-/-
Week 7	-/27/-/rv/rv	-/-/-/-	-/30/-/rv/rv	-/-/-/-	-/-/-/25/rv	-/-/-/-	-/-/-/26/rv	-/-/-/-
Week 8	-/-/-/rv/-	-/-/-/-	25/27/-/rv/rv	-/-/-/-	-/23/23/23	-/-/-/-	-/-/-/25/rv	-/-/-/-
Week 9	-/-/-/rv/rv	-/-/-/-	-/-/-/rv/-	-/-/-/-	24/-/23/22/23	-/-/-/-	-/-/-/30/rv	-/-/-/-
Week 10	-/-/-/rv/rv	-/-/-/-	-/-/-/-	-/-/-/-	20/-/23/21/23	-/-/-/-	-/-/-/26/rv	-/-/-/-
Week 11	-/-/-/rv/rv	-/-/-/-	-/-/-/-	-/-/-/-	-/-/-/28/rv	-/-/-/-	24/-/25/23/23	-/-/-/rv/-
Week 12	-/-/-/rv/rv	-/-/-/-	-/-/-/-	-/-/-/-	-/-/-/25/rv	-/-/-/-	23/-/24/23/23	-/-/-/-
Week 13	-/-/-/29/rv	-/-/-/-	-/-/-/-	-/-/-/-	-/-/-/26/-	-/-/-/-	25/-/-/23/25	-/-/-/-
Week 14	23/-/24/25/22	-/-/-/-	-/-/-/-	-/-/-/-	25/-/25/22/rv	-/-/-/-	-/-/-/rv/rv	-/-/-/-
Week 15	22/-/23/24/24	-/-/-/-	-/-/-/rv/-	-/-/-/-	16/24/15/15/20	-/-/-/-	-/-/-/rv/rv	-/-/-/-

AGAINST THE CONFERENCES

Conference	Record	Pct
America East	6-2	.750
Atlantic 10	5-1	.833
Atlantic Coast	7-5	.583
Atlantic Sun	12-6	.667
Big 12	4-5	.444
Big East	5-2	.714
Big South	2-0	1.000
Big Ten	5-2	.714
Big West	6-5	.545
Colonial	12-4	.750
Conference USA	4-7	.366
Horizon	7-1	.875
Ivy	7-3	.700
Metro Atlantic Athletic	8-0	1.000
Mid-American	12-1	.923
Mid-Eastern Athletic	4-1	.800
Missouri Valley	8-2	.800
Mountain West	1-1	.500
Northeast	2-1	.667
Ohio Valley	2-0	1.000
Pacific-12	0-0	—
Patriot	0-1	.000
Southeastern	9-13	.409
Southern	2-3	.400
Southland	8-9	.471
Southwestern Athletic	10-0	1.000
Summit	0-0	—
Sun Belt	7-5	.583
West Coast	1-7	.125
Western Athletic	1-0	1.000
Independents	0-0	—
Non-Division I	0-0	—
Total:	157-87	.646
Home:	107-43	.713
Away:	43-39	.524
Neutral:	7-5	.583
Postseason:		

2017 GAMES AGAINST TOP 25 (20-22, .476)

DATE	TEAM	OPPONENT	RANK*	RESULT
Feb 17	East Carolina	Ole Miss	22 (Collegiate Baseball)	L, 4-5
Feb 18	East Carolina	Ole Miss	22 (Collegiate Baseball)	L, 3-4
Feb. 19	East Carolina	Ole Miss	22 (Collegiate Baseball)	L, 8-6
Feb. 21	USF	Florida State	2 (Baseball America)	W, 4-2
Feb. 24	UConn	Texas	25 (Collegiate Baseball)	L, 1-4
Feb. 24	Tulane	UC Santa Barbara	24 (Baseball America)	L, 4-7
Feb. 25	UConn	Texas	25 (Collegiate Baseball)	W, 2-1
Feb. 25	Tulane	UC Santa Barbara	24 (Baseball America)	L, 1-14
Feb. 26	UConn	Texas	25 (Collegiate Baseball)	L, 3-9
Feb. 26	Tulane	UC Santa Barbara	24 (Baseball America)	L, 5-6
Feb. 28	UCF	Florida	2 (Multiple polls)	L, 3-4
Feb. 28	Memphis	Ole Miss	9 (Collegiate Baseball)	W, 9-6
March 1	UCF	Florida	2 (Multiple polls)	W, 11-2
March 3	Houston	Cal State Fullerton	7 (Baseball America)	W, 7-4
March 4	Houston	Cal State Fullerton	7 (Baseball America)	L, 1-4
March 4	East Carolina	St. John's	16 (Collegiate Baseball)	W, 7-4
March 5	Houston	Cal State Fullerton	7 (Baseball America)	Cancelled
March 7	UCF	Florida State	2 (Baseball America)	L, 2-5
March 7	Tulane	Louisiana-Lafayette	15 (Multiple polls)	Cancelled
March 8	UCF	Florida State	2 (Baseball America)	L, 0-5
March 10	Cincinnati	Tennessee	25 (Collegiate Baseball)	W, 2-1
March 10	Houston	Baylor	10 (Collegiate Baseball)	L, 1-2
March 11	Cincinnati	Tennessee	25 (Collegiate Baseball)	L, 2-1
March 12	Houston	Baylor	10 (Collegiate Baseball)	L, 0-5
March 12	Cincinnati	Tennessee	25 (Collegiate Baseball)	L, 2-6
March 12	Houston	Baylor	10 (Collegiate Baseball)	W, 2-0
March 21	Cincinnati	Louisville	1 (Multiple Polls)	W, 6-3
March 21	Houston	Louisiana-Lafayette	15 (Baseball America)	W, 4-0
March 21	Memphis	Ole Miss	11 (Baseball America)	W, 2-1 (11)
March 22	East Carolina	North Carolina	9 (USA Today)	L, 2-6
March 22	Tulane	Louisiana-Lafayette	15 (Baseball America)	W, 6-4
March 22	USF	Florida Gulf Coast	12 (Baseball America)	L, 2-1
March 24	Houston	UC Irvine	27 (Collegiate Baseball)	W, 4-3
March 25	Houston	UC Irvine	27 (Collegiate Baseball)	W, 5-4
March 26	Houston	UC Irvine	27 (Collegiate Baseball)	W, 7-3
March 28	Cincinnati	Kentucky	16 (Multiple Polls)	L, 7-13
March 28	Tulane	LSU	6 (D1Baseball)	W, 7-6
April 4	East Carolina	North Carolina	4 (Baseball America)	L, 2-3 (10)
April 18	Memphis	Arkansas	9 (Collegiate Baseball)	L, 7-16
April 19	Tulane	Southern Miss	16 (D1Baseball)	W, 10-8
April 19	Memphis	Arkansas	9 (Collegiate Baseball)	L, 0-2
April 25	Tulane	LSU	11 (USA Today)	W, 9-6
May 9	USF	Florida	5 (Multiple Polls)	W, 15-10
May 16	Houston	McNeese State	28 (Collegiate Baseball)	W, 5-4

* Teams' highest weekly ranking listed

THE 2017 SEASON

AWARD WINNERS

AMERICAN PLAYER OF THE WEEK

Feb. 20	Grayson Padgett, OF, Houston
Feb. 27	Coco Montes, INF, USF
March 6	Kyle Marsh, LF, UCF
March 13	Kevin Merrell, INF, USF
March 20	Jake Scheiner, INF, Houston
March 27	Connor Wong, C, Houston
April 3	Chris Carrier, OF, Memphis
April 10	Zac Susi, C, UConn
April 17	Hunter Williams, 1B, Tulane
April 24	Charlie Yorgen, INF, East Carolina
May 1	Eric Tyler, INF/C, East Carolina
May 8	Tyler Dietrich, C, USF
May 15	Corey Julks, UTL, Houston
May 22	Lex Kaplan, OF, Tulane

AMERICAN PITCHER OF THE WEEK

Feb. 20	Seth Romero, LHP, Houston
Feb. 27	Wills Montgomerie, RHP, UConn
March 6	Seth Romero, LHP, Houston
March 13	John King, LHP, Houston
March 20	Robby Howell, RHP, UCF
March 27	Trey Cumbie, LHP, Houston
April 3	Tim Cate, LHP, UConn
April 10	Mason Feole, LHP, UConn
April 17	Christian Colletti, LHP, Houston
April 24	Evan Kruczynski, LHP, East Carolina
May 1	Joe Cavallaro, RHP, USF
May 8	Trey Cumbie, LHP, Houston
May 15	Peter Strzelecki, RHP, USF
May 22	Tim Cate, LHP, UConn

ACTIVE CAREER WEEKLY AWARD WINNERS

Player of the Week

3 — Chris Carrier (Memphis)
 2 — Kyle Marsh (UCF); Connor Wong (Houston);
 ; Coco Montes (USF); Hunter Hope (Tulane)
 1 — Matthew Mika (UCF); Treg Haberkorn
 (Cincinnati); Connor McVey (Cincinnati);
 Tyler Gnesda (UConn); Zac Susi (UConn);
 Eric Tyler (East Carolina); Dwanya Williams-
 Sutton (East Carolina); Charlie Yorgen (East
 Carolina); Joe Davis (Houston); Corey Julks
 (Houston); Grayson Padgett (Houston); Jake
 Scheiner (Houston); Luke Borders (USF),
 Tyler Dietrich (USF); Kevin Merrell (USF);
 Jeremy Montalbano (Tulane); Hunter Williams
 (Tulane); Grant Witherspoon (Tulane)

Pitcher of the Week

4 — Seth Romero (Houston)
 3 — Robby Howell (UCF); Trey Cumbie (Hous-
 ton)
 2 — Jacob Wolfe (East Carolina); John King
 (Houston); Phoenix Sanders (USF)
 1 — Andrew Zellner (Cincinnati); Tim Cate
 (UConn); Mason Feole (UConn); Wills
 Montgomerie (UConn); Evan Kruczynski (East
 Carolina); Joe Cavallaro (USF); Peter Strzelecki
 (USF); Christian Colletti (Tulane)

WEEKLY HONOR ROLL SELECTIONS

Feb. 20	Eli Putnam, OF, UCF; Tim Cate, LHP, UConn; Anthony Prato, SS, UConn; Drew Crosby, LHP, Memphis; Luke Borders, OF, USF
Feb. 27	Bryce Peterson, OF, UCF; A.J. Bumpass, OF, Cincinnati; Eric Tyler, 3B, East Carolina; Jake Scheiner, INF, Houston; Connor Alexander, RHP, Memphis
March 6	Wills Montgomerie, RHP, UConn; Trey Benton, RHP, East Carolina, Colton Hathcock, RHP, Memphis; Kevin Merrell, IF, USF; Grant Witherspoon, OF, Tulane
March 13	Rylan Thomas, INF, UCF; Andrew Zellner, RHP, Cincinnati; Spencer Brickhouse, 1B, East Carolina; Connor Alexander, RHP, Memphis; Phoenix Sanders, RHP, USF
March 20	A.J. Bumpass, OF, Cincinnati; Alec Trela, INF, Memphis; Shane McClanahan, LHP, USF; David Villar, INF, USF; Hunter Williams, INF, Tulane
March 27	Ryan Noda, INF/OF, Cincinnati; Eric Tyler, INF/C, East Carolina, Jonathan Bowlan, RHP, Memphis; Andy Bowman, 1B, Memphis; Hunter Williams, INF, Tulane
April 3	Eli Putnam, OF, UCF; Anthony Prato, INF, UConn; Trey Cumbie, LHP, Houston; Joe Genord, C/1B, USF; J.P. France, RHP, Tulane
April 10	David Orndorff, RHP, Cincinnati; Joe Davis, DH, Houston; Luke Borders, DH, USF; Joe Cavallaro, RHP, USF; Grant Witherspoon, OF, Tulane
April 17	Kam Gellinger, INF, UCF; Joe Sheridan, LHP, UCF; Jarod Yoakam, RHP, Cincinnati; Trey Cumbie, LHP, Houston; Lael Lockhart, INF, Houston
April 24	Robby Howell, RHP, UCF; John Toppa, OF, UConn; Tyler Bielamowicz, OF/LHP, Houston; Luke Borders, DH, USF; Corey Merrill, RHP, Tulane
May 1	Kam Gellinger, INF, UCF; Tim Cate, LHP, UConn; Isaac Feldstein, OF, UConn, Duke Stunkel, OF/INF, USF; Grant Witherspoon, OF, Tulane
May 8	Luke Hamblin, OF, UCF; David Orndorff, RHP, Cincinnati; R.J. Thompson, OF, Cincinnati; Peter Strzelecki, RHP, USF; J.P. France, RHP, Tulane
May 15	R.J. Thompson, OF, Cincinnati; Tim Cate, LHP, UConn; Spencer Brickhouse, 1B/ DH, East Carolina; Trey Cumbie, LHP, Houston; Chris Carrier, OF, Memphis
May 22	Kyle Marsh, INF, UCF; R.J. Thompson, OF, Cincinnati; Kirk Morgan, RHP, East Carolina; Trey Cumbie, LHP, Houston; Grayson Padgett, UTL, Houston

ALL-CONFERENCE SELECTIONS

First Team			Second Team		
Pos	Name	School	Pos	Name	School
P	Robby Howell	UCF	P	William Montgomerie	UConn
P	Tim Cate	UConn	P	Mitch Ullom	Houston
P	Mason Feole	UConn	P	Phoenix Sanders	USF
P	Trey Cumbie	Houston	P	Peter Strzelecki	USF
RP	Bryce Tucker	UCF	RP	John Russell	UCF
C	Travis Watkins	East Carolina	C	Connor Wong	Houston
1B	Hunter Williams	Tulane	1B	Rylan Thomas	UCF
2B	Charlie Yorgen	East Carolina	2B	Matthew Mika	UCF
SS	Kevin Merrell	USF	SS	Anthony Prato	UConn
3B	Eric Tyler	East Carolina	3B	Willy Yahn	UConn
OF	Eli Putnam	UCF	OF	R.J. Thompson	Cincinnati
OF	Corey Julks	Houston	OF	Duke Stunkel	USF
OF	Chris Carrier	Memphis	OF	Grant Brown	Tulane
DH	Luke Borders	USF	DH	Joe Davis	Houston
UTY	Jake Scheiner	Houston	UTY	Ryan Noda	Cincinnati

MEDIA SERVICES

TheAmerican.org

The official website of the American Athletic Conference features up-to-date information on all facets of the league. Baseball standings, results, statistics and notes are updated as games are played.

Social Media

Fans and media members are invited to follow the latest American Athletic Conference baseball news through social media. The American Twitter feed may be accessed @American_BSB and the conference's official Facebook page is available @AmericanConf. The American's Instagram handle is @American_Conf.

Email Distribution

Media members may access PDF versions of the complete press release, including conference and team-by-team statistics, on TheAmerican.org. Regular updates of the release will be distributed via e-mail from the conference office. To be included on the distribution list, send an e-mail request to Chuck Sullivan at csullivan@theamerican.org.

Video Highlights

The American Athletic Conference offers video highlights and clips of selected games and press conferences through the XOS Digital XChange FTP tool. Content is available in full broadcast-quality resolution. Contact Chuck Sullivan (csullivan@theamerican.org) for information on how to access the highlights.

Weekly Awards

The American names a Player and Pitcher of the Week each Monday during the season. Winners are chosen from nominations provided by conference sports information directors. The information will be available from the conference office via release as well as on the league website.

Annual Awards

The American Athletic Conference will name first and second all-conference teams as well as a Player of the Year, Pitcher of the Year, Rookie of the Year and Coach of the Year following the conclusion of the regular season. The awards are chosen by a vote of the league's eight head coaches and will be announced May 22.



Communications
phone 401.453.0660

Baseball Contact
Taylor Alward
Communications Assistant
talward@theamerican.org
Mobile: 801.369.7309

Bernadette Cafarelli
Associate Commissioner for
Communications
bcafarelli@theamerican.org

Chevonne Mansfield
Director of Communications
cmansfield@theamerican.org

Chuck Sullivan
Assistant Commissioner for
Communications
csullivan@theamerican.org

Melissa Mapes
Communications Assistant
mmapes@theamerican.org

Digital Media
phone 401.272.9108

Bill Potter
Senior Director of Communications
and Digital Media
bpotter@theamerican.org

Hali Oughton
Assistant Director of Digital
Media and Reporter
houghton@theamerican.org

Gary Robinson
Assistant Director of
Digital Communications
grobenson@theamerican.org

American Athletic Conference Communications Contacts

AMERICAN ATHLETIC CONFERENCE

Taylor Alward
Communications Assistant
Office..... (401) 453-0660
Mobile..... (801) 369-7309
e-mail..... talward@theamerican.org

UCF

Bill Morrison
Communications Assistant
Office..... (407) 823-2464
Mobile..... (321) 442-3908
e-mail..... wmmorrison@athletics.ucf.edu

CINCINNATI

Alex Lange
Assistant Director/Sports Communications
Office..... (513) 556-5145
Mobile..... (859) 802-4867
e-mail..... alex.lange@uc.edu

UCONN

Christopher Jones
Athletics Communications Assistant
Office..... (860) 486-3531
Mobile..... (860) 938-6191
e-mail..... christopher.jones@uconn.edu

EAST CAROLINA

Malcolm Gray
Director of Media Relations
Office..... (252) 737-4523
Mobile..... (252) 414-2021
e-mail..... graym@ecu.edu

HOUSTON

Allison McClain
Assistant Director/Athletics Communications
Office..... (713) 743-9406
Mobile..... (936) 635-1129
e-mail..... amclai@central.uh.edu

MEMPHIS

Kevin Rodriguez
Assistant Director/Athletic Communications
Office..... (901) 678-5108
Mobile..... (817) 528-7402
e-mail..... krdriguez@memphis.edu

USF

Patrick Puzzo
Assistant Director/Communications
Office..... (813) 974-7009
Mobile..... (201) 956-4109
e-mail..... puzzo@usf.edu

TULANE

Eric Hollier
Associate Director/Strategic Communications
Office..... (504) 314-7271
Mobile..... (225) 978-4590
e-mail..... ehollier1@tulane.edu

SCHEDULES & RESULTS

UCF

40-20, 15-9 American
Home: 28-9/Away: 10-9/Neutral: 2-2



FEBRUARY

17	Siena	W, 17-6
18	Siena	W, 3-0
19	Siena	W, 7-2
21	North Florida	W, 3-2
24	Manhattan	W, 3-2
25	Manhattan	W, 13-3
26	Manhattan	W, 10-1
28	at No. 2 Florida (SEC Network +)	L, 3-4

MARCH

1	No. 2 Florida	W, 11-2
3	Stony Brook	W, 7-3
4	Stony Brook	W, 8-4
5	Stony Brook	W, 3-2
7	No. 2 Florida State	L, 2-5
8	No. 2 Florida State	L, 0-5
10	Central Michigan	W, 21-1
11	Central Michigan	W, 7-3
12	Central Michigan	W, 5-4
14	Bradley	W, 12-9
17	Jacksonville	W, 4-0
18	at Jacksonville	W, 10-3
19	at Jacksonville	L, 1-7
21	at Bethune-Cookman	W, 5-4 (11)
24	Dartmouth	L, 3-4
25	Dartmouth	L, 1-4
26	Dartmouth	W, 15-0
28	Jacksonville	W, 10-1
31	Houston *	W, 5-2

APRIL

1	Houston *	L, 1-3
2	Houston *	W, 6-1
5	Stetson	W, 5-3
7	at USF *	L, 4-5 (11)
8	at USF *	L, 5-6
9	at USF *	L, 5-7
11	Florida Atlantic	L, 3-8
13	at East Carolina *	W, 8-7
14	at East Carolina *	W, 9-4
15	at East Carolina *	W, 7-0
18	Bethune-Cookman	W, 5-1
21	UConn *	W, 8-1
22	UConn *	L, 5-6
23	UConn *	W, 8-2
28	Memphis *	W, 7-4
29	Memphis *	L, 4-9
30	Memphis *	W, 2-1

MAY

2	at North Florida	L, 1-2
5	at Tulane *	W, 11-4
6	at Tulane *	L, 3-4
7	at Tulane * (American Digital Network)	W, 11-1
10	at Miami	W, 5-2
12	at Cincinnati *	W, 16-2
14	at Cincinnati *	W, 3-1
15	at Cincinnati *	L, 5-8
16	at Florida Atlantic	L, 4-9
19	USF *	L, 3-7 (11)
20	USF * (CBS Sports Network)	W, 9-1
21	USF *	W, 3-2
23	vs. East Carolina ^	L, 3-14
25	vs. Tulane ^	W, 8-3
26	vs. USF ^	W, 12-0
27	vs. East Carolina ^	L, 0-4

JUNE

2	vs. Auburn #	Noon
3	vs. Florida State/Tennessee Tech	TBD

All times Eastern and are subject to change
* American Athletic Conference game
^ American Athletic Conference Baseball Championship
NCAA Baseball Championship

CINCINNATI

28-30, 10-14 American
Home: 15-11/Away: 13-17/Neutral: 0-2



FEBRUARY

17	at Northwestern State	W, 3-2 (10)
18	at Northwestern State	L, 2-3
19	at Northwestern State	L, 2-6
24	at College of Charleston	L, 3-4
25	at College of Charleston	W, 5-4
26	at College of Charleston	L, 3-5

MARCH

1	Indiana	W, 6-1
3	at Arkansas State	L, 4-5
4	at Arkansas State	L, 1-5
5	at Arkansas State	W, 11-4
8	Kentucky	W, 2-1 (10)
10	at No. 25 Tennessee	W, 2-1
11	at No. 25 Tennessee	L, 1-2
12	at No. 25 Tennessee	L, 2-6
14	at Wright State	Postponed (Weather)
16	Miami (Ohio)	W, 1-0
18	Northeastern	L, 3-6
19	Northeastern	W, 10-8
19	Northeastern	W, 4-2
21	No 1 Louisville	W, 6-3
22	at Indiana	L, 2-3
24	Northern Kentucky	W, 9-1
25	Northern Kentucky	L, 2-3
26	Northern Kentucky	W, 13-7
28	at No. 16 Kentucky (SEC Network +)	L, 7-13
31	Memphis *	L, 5-7

APRIL

1	Memphis *	W, 4-3 (10)
2	Memphis *	L, 5-7
4	at Miami (Ohio)	W, 8-6
7	Tulane *	L, 8-16
8	Tulane *	L, 2-6
9	Tulane *	W, 11-1
11	at Ohio State	W, 7-1
13	at USF *	W, 9-3
14	at USF *	W, 3-2 (10)
15	at USF *	L, 2-4
18	Xavier	L, 1-9
19	Wright State	W, 4-2
21	East Carolina *	W, 8-2
22	East Carolina *	L, 0-6
23	East Carolina *	L, 3-14
28	at UConn *	W, 5-4
29	at UConn *	L, 4-6
30	at UConn *	L, 2-3

MAY

2	at Wright State	W, 11-8
5	at Memphis *	L, 4-9
6	at Memphis *	W, 13-6
7	at Memphis *	W, 2-1
9	Xavier	W, 10-8
10	Western Carolina	W, 9-4
12	UCF *	L, 2-16
13	UCF *	L, 1-3
14	UCF *	W, 8-5
16	at Xavier	L, 1-7
18	at Houston *	W, 8-6 (10)
19	at Houston *	L, 3-8
20	at Houston *	L, 6-7
23	vs. UConn ^	L, 3-12
24	vs. Memphis ^	L, 14-15 (10)

All times Eastern and are subject to change
* American Athletic Conference game
^ American Athletic Conference Baseball Championship

UCONN

33-25, 14-10 American
Home: 11-5/Away: 14-16/Neutral: 4-2



FEBRUARY

17	vs. UMass-Lowell ¹	W, 5-3
18	vs. UMass-Lowell ¹	W, 7-3
	vs. UMass-Lowell ¹	W, 7-1
19	vs. UMass-Lowell ¹	L, 8-11
24	at No. 25 Texas (Longhorn Network)	L, 1-4
25	at No. 25 Texas (Longhorn Network)	W, 2-1
26	at No. 25 Texas (Longhorn Network)	L, 9-3

MARCH

3	vs. Western Michigan ²	L, 3-4
4	at Stetson ²	W, 9-3
5	vs. Saint Joseph's ²	W, 11-0
10	at UC Davis	W, 7-4
11	at UC Davis	W, 9-6
12	at UC Davis	L, 7-8
14	at Santa Clara	L, 5-9
16	at BYU	L, 6-7
17	at BYU	W, 8-7
18	at BYU	L, 9-10
21	at Central Connecticut State	W, 7-5
24	at Seton Hall	W, 2-1
25	at Seton Hall	L, 2-3
26	at Seton Hall	W, 4-0
28	Boston College	Postponed
29	at Fairfield	W, 6-1
31	at East Carolina *	W, 3-2

APRIL

1	at East Carolina *	W, 3-2 (10)
2	at East Carolina *	W, 5-1
4	Northeastern	Postponed
5	Hartford	L, 4-6
7	Memphis *	W, 6-2
8	Memphis *	W, 10-7
9	Memphis *	W, 4-0
11	at Bryant	L, 3-9
13	at Tulane * (American Digital Network)	L, 3-8
14	at Tulane *	L, 1-3
15	at Tulane *	L, 5-6 (12)
17	Quinnipiac	W, 4-3
18	Massachusetts	W, 11-3
21	at UCF *	L, 1-8
22	at UCF *	W, 6-5
23	at UCF *	L, 2-8
25	Holy Cross	Cancelled
26	at Rhode Island	L, 2-7
28	Cincinnati *	L, 4-5
29	Cincinnati *	W, 6-4
30	Cincinnati *	W, 3-2

MAY

5	at Houston *	L, 5-6 (10)
6	at Houston *	L, 1-9
7	at Houston *	W, 7-3
9	Sacred Heart	W, 5-1
12	USF *	W, 2-1
	USF *	W, 6-2
13	USF *	L, 0-2
15	Northeastern	L, 3-5
16	Rhode Island	W, 4-3 (10)
18	East Carolina *	W, 6-0
19	East Carolina *	W, 6-4
20	East Carolina *	L, 0-3
23	vs. Cincinnati ^	W, 12-3
25	vs. Houston ^	L, 6-7
26	vs. Houston ^	W, 5-7
27	vs. Houston ^	L, 3-13

All times Eastern and are subject to change
* American Athletic Conference game
^ American Athletic Conference Baseball Championship
¹ at Port St. Lucie, Fla.
² at Leland, Fla.

SCHEDULES & RESULTS

EAST CAROLINA

32-28, 7-17 American

Home: 20-14/Away: 9-13/Neutral: 3-1



FEBRUARY

17	at No. 22 Ole Miss (SEC Network +)	L, 4-5
18	at No. 22 Ole Miss (SEC Network +)	L, 3-4
19	at No. 22 Ole Miss (SEC Network +)	L, 6-8
22	at Campbell	W, 10-0
24	La Salle	W, 7-3
25	La Salle	W, 8-4
26	La Salle	W, 12-1

MARCH

1	Elon	W, 7-2
3	Western Carolina	W, 5-4
4	No. 16 St. John's	W, 7-4
5	Appalachian State	W, 4-0
7	at College of Charleston	W, 12-7
8	at College of Charleston	W, 15-12
10	Charlotte	L, 0-2
11	Charlotte	W, 10-7 (10)
	Charlotte	W, 3-0
15	at Duke	W, 9-4
17	Mercer	L, 7-10
18	Mercer	L, 5-7
19	Mercer	L, 2-8
21	at Elon	W, 11-7
22	No. 9 North Carolina	L, 2-6
24	Towson	W, 9-4
25	Towson	W, 8-5
26	Towson	W, 12-7
28	Liberty	W, 8-6
31	UConn *	L, 2-3

APRIL

1	UConn *	L, 2-3 (10)
2	UConn *	L, 1-5
4	at No. 4 North Carolina (ACC Network)	L, 2-3 (10)
7	at Houston *	L, 3-17
8	at Houston *	L, 1-8
9	at Houston *	L, 6-9
11	UNC-Wilmington	W, 10-2
13	UCF *	L, 7-8
14	UCF *	L, 4-9
15	UCF *	L, 0-7
18	at UNC-Wilmington	W, 9-5
21	at Cincinnati *	L, 2-8
22	at Cincinnati *	W, 6-0
23	at Cincinnati *	W, 14-3
26	NC State (CBS Sports Network)	L, 0-6
28	Tulane *	W, 15-8
29	Tulane *	L, 4-5
30	Tulane * (CBS Sports Network)	W, 5-3

MAY

5	at USF *	L, 6-8
6	at USF *	L, 4-5 (10)
7	at USF *	L, 3-6
10	Duke	W, 5-1
12	Memphis *	W, 11-4
13	Memphis *	L, 3-7
14	Memphis *	W, 3-2 (11)
16	Campbell	W, 14-6
18	at UConn *	L, 0-6
19	at UConn *	L, 4-6
20	at UConn *	W, 3-0
23	vs. UCF ^	W, 14-3
25	vs. USF ^	W, 6-5
27	vs. UCF ^	W, 4-0
28	vs. Houston ^	L, 0-6

All times Eastern and are subject to change

* American Athletic Conference game

^ American Athletic Conference Baseball Championship

HOUSTON

40-19, 15-9 American

Home: 21-7/Away: 13-10/Neutral: 6-2



FEBRUARY

17	Wake Forest	W, 8-1
18	Nicholls State	W, 5-3
19	Wake Forest	W, 5-4
21	Houston Baptist	L, 2-3
24	vs. Missouri ¹	L, 2-4
25	vs. Illinois ¹	W, 11-5
26	vs. Texas A&M Corpus-Christi ¹	W, 4-2
28	UT Rio Grande Valley	W, 11-2

MARCH

3	No. 7 Cal State Fullerton	W, 7-4
4	No. 7 Cal State Fullerton	L, 1-4
5	No. 7 Cal State Fullerton	Cancelled (Rain)
8	Prairie View A&M	W, 8-0
10	at No. 10 Baylor	L, 1-2
12	at No. 10 Baylor	L, 0-5
	at No. 10 Baylor	W, 2-0
14	McNeese State	W, 6-5
17	Alabama State	W, 10-2
18	Alabama State	W, 4-1
19	Alabama State	W, 19-11
21	at No. 15 Louisiana-Lafayette	W, 4-0
22	Texas Southern	W, 16-3
24	at No. 27 UC Irvine	W, 4-3
25	at No. 27 UC Irvine	W, 5-4
26	at No. 27 UC Irvine	W, 7-3
28	Incarname Word	W, 8-1
31	at UCF *	L, 2-5

APRIL

1	at UCF *	W, 3-1
2	at UCF *	L, 1-6
4	Rice	L, 0-9
7	East Carolina *	W, 17-3
8	East Carolina *	W, 8-1
9	East Carolina *	W, 9-6
11	at Rice	L, 3-4
13	at Memphis *	W, 13-3
14	at Memphis *	L, 8-10
15	at Memphis *	W, 9-8
18	vs Sam Houston State ²	L, 1-5
21	Tulane * (American Digital Network)	L, 1-7
22	Tulane *	W, 8-7
23	Tulane *	W, 12-2
25	Sam Houston State	L, 2-12
28	at USF *	W, 7-3
29	at USF *	L, 4-7
30	at USF *	L, 4-5

MAY

2	at Sam Houston State	L, 2-3
5	UConn *	W, 6-5 (10)
6	UConn *	W, 9-1
7	UConn *	L, 3-7
9	vs. Rice ²	W, 5-4
12	at Tulane *	W, 15-3
13	at Tulane *	W, 4-0
14	at Tulane *	L, 4-11
16	at No. 28 McNeese State	W, 5-4
18	Cincinnati *	L, 6-8 (10)
19	Cincinnati *	W, 8-3
20	Cincinnati *	W, 7-6
23	vs. Memphis ^	W, 6-5
25	vs. UConn ^	W, 7-6
27	vs. UConn ^	W, 13-3
28	vs. East Carolina ^	W, 6-0

JUNE

2	vs. Iowa#	8 p.m.
3	vs Baylor/Texas A&M	TBD

All times Eastern and are subject to change

* American Athletic Conference game

^ American Athletic Conference Baseball Championship

NCAA Baseball Championship

¹ at Corpus Christi, Texas

² at Sugar Land, Texas

MEMPHIS

30-29, 8-16 American

Home: 19-16/Away: 9-11/Neutral: 2-2



FEBRUARY

17	Tennessee	L, 5-8
18	Tennessee	W, 4-1
19	Tennessee	L, 0-10
24	Illinois State	W, 5-4
25	Illinois State	W, 12-11 (11)
26	Illinois State	W, 3-1
28	at No. 9 Ole Miss (SEC Network +)	W, 9-6

MARCH

3	Georgia Southern	W, 5-2
4	Georgia Southern	L, 7-6
5	Georgia Southern	W, 9-8
7	Middle Tennessee	L, 5-6
8	Middle Tennessee	L, 7-11
10	Southern Illinois	W, 4-3
11	Southern Illinois	L, 2-3
12	Southern Illinois	W, 2-1
14	Mississippi Valley State	W, 13-4
17	at Missouri State	L, 5-9
18	at Missouri State	W, 6-5
19	at Missouri State	W, 5-4
21	No. 11 Ole Miss ²	W, 2-1 (11)
24	Southern	W, 9-5
25	Southern	W, 5-3
26	Southern	W, 11-1 (7)
28	Mississippi State ²	L, 3-8
31	at Cincinnati *	W, 7-5

APRIL

1	at Cincinnati *	L, 3-4 (10)
2	at Cincinnati *	W, 7-5
3	at Belmont	W, 6-0
5	Alcorn State	W, 18-7
7	at UConn *	L, 2-6
8	at UConn *	L, 7-10
9	at UConn *	L, 0-4
11	Arkansas State	L, 4-11
13	Houston *	L, 3-13
14	Houston *	W, 10-8
15	Houston *	L, 8-9
18	at No. 9 Arkansas	L, 7-16
19	at No. 9 Arkansas ³	L, 0-2
21	USF *	L, 4-2
22	USF *	Postponed
23	USF *	L, 11-2
	USF *	W, 5-1
25	at Arkansas State	W, 2-1
28	at UCF *	L, 4-7
29	at UCF *	W, 9-4
30	at UCF *	L, 1-2

MAY

5	Cincinnati *	W, 9-4
6	Cincinnati *	L, 6-13
7	Cincinnati *	L, 1-2
9	vs UT-Martin ⁴	W, 7-6
12	at East Carolina *	L, 4-11
13	at East Carolina *	W, 7-3
14	at East Carolina *	L, 2-3 (11)
16	Murray State	W, 11-10 (12)
18	Tulane *	W, 13-12
19	Tulane *	L, 4-9
20	Tulane *	L, 5-6
23	vs. Houston ^	L, 5-6
24	vs. Cincinnati ^	W, 15-14 (10)
26	vs. UConn ^	L, 7-5

All times Eastern

* American Athletic Conference game

^ American Athletic Conference Baseball Championship

1 at Jackson, Tenn.

2 at Autozone Park, Memphis, Tenn.

3 at North Little Rock, Ark.

4 at Millington, Tenn.

SCHEDULES & RESULTS

USF

41-17, 14-10 American
Home: 31-6/Away: 9-9/Neutral: 1-2



FEBRUARY

17	Iowa	W, 9-4
18	Iowa	L, 2-4
19	Iowa	W, 6-0
21	at No. 2 Florida State	W, 4-2
24	Miami (Ohio)	W, 5-1
25	Miami (Ohio)	W, 7-2
	Miami (Ohio)	W, 3-2
26	Miami (Ohio)	W, 11-2

MARCH

3	Toledo	W, 4-3 (13)
4	Toledo	W, 12-3
5	Toledo	W, 6-3
7	Jacksonville	W, 12-6
8	Villanova	W, 8-1
10	Valparaiso	W, 11-2
11	Valparaiso	W, 8-1
12	Valparaiso	W, 6-5
17	Harvard	W, 8-2
18	Harvard	W, 4-1
	Harvard	W, 8-6
19	Harvard	W, 14-2
21	North Florida	W, 7-4
22	at No. 12 Florida Gulf Coast	L, 1-2
24	Florida A&M	W, 11-1
25	Florida A&M	L, 2-3 (11)
26	Florida A&M	W, 7-1
28	Stetson	W, 9-4
31	at Tulane *	L, 4-6

APRIL

1	at Tulane *	L, 3-4
2	at Tulane *	W, 7-5
7	UCF *	W, 5-4 (11)
8	UCF *	W, 6-5
9	UCF *	W, 7-5
11	at Stetson	W, 8-6
13	Cincinnati *	L, 3-9
14	Cincinnati *	L, 2-3 (10)
15	Cincinnati *	W, 4-2
19	at North Florida	W, 4-2
21	at Memphis *	W, 4-2
22	at Memphis *	Postponed
23	at Memphis *	W, 11-2
	at Memphis *	L, 1-5
26	Stetson	L, 0-6
28	Houston *	L, 3-7
29	Houston *	W, 7-4
30	Houston *	W, 5-4

MAY

3	Florida Gulf Coast	Cancelled
5	East Carolina *	W, 8-6
6	East Carolina *	W, 5-4 (10)
7	East Carolina *	W, 6-3
9	at Florida	W, 15-10
12	at UConn *	L, 1-2
	at UConn *	L, 2-6
13	at UConn *	W, 2-0
16	at Jacksonville	L, 9-11
18	at UCF *	W, 7-3 (11)
19	at UCF *	L, 1-9
20	at UCF * (CBS Sports Network)	L, 2-3
23	vs. Tulane ^	W, 7-6
25	vs. East Carolina ^	L, 5-6
26	vs. UCF ^	L, 0-12

JUNE

2	vs. Bethune-Cookman #	1 p.m.
3	vs. Florida/Marist #	TBD

All times Eastern and are subject to change
* American Athletic Conference game
^ American Athletic Conference Baseball Championship
NCAA Baseball Championship

TULANE

27-31, 13-11 American
Home: 17-15/Away: 9-12/Neutral: 0-2



FEBRUARY

17	Army	Postponed
18	Air Force	W, 4-3
	Air Force	L, 2-3
19	Army	L, 4-7
21	at Southeastern Louisiana	L, 5-8
24	at No. 24 UC Santa Barbara	L, 4-7
25	at No. 24 UC Santa Barbara	L, 1-14
26	at No. 24 UC Santa Barbara	L, 5-6

MARCH

1	at Southern Miss	L, 2-3
3	West Virginia	W, 9-8
4	West Virginia	W, 6-0
5	West Virginia	L, 5-18
7	No. 15 Louisiana-Lafayette	Cancelled (Rain)
9	San Diego	L, 4-11
10	San Diego	L, 4-7
11	San Diego	L, 4-5
12	San Diego	L, 2-6
15	at Nicholls State	W, 3-2 (10)
17	Columbia	W, 7-0
18	Columbia	L, 5-11
19	Columbia	W, 8-7
21	McNeese State	W, 10-2
22	at No. 15 Louisiana-Lafayette	W, 6-4
24	Stetson	W, 7-6
25	Stetson	L, 1-5
26	Stetson	L, 10-12
28	at No. 6 LSU (SEC Network +)	W, 7-6
31	USF *	W, 6-4

APRIL

1	USF *	W, 4-3
2	USF *	L, 5-7
4	at New Orleans	L, 5-9
7	at Cincinnati *	W, 16-8
8	at Cincinnati *	W, 6-2
9	at Cincinnati *	L, 1-11
11	Nicholls State	W, 9-3
13	UConn * (American Digital Network)	W, 8-3
14	UConn *	W, 3-1
15	UConn *	W, 6-5 (12)
18	Louisiana-Lafayette	L, 0-1
19	Southern Miss	W, 10-8
21	at Houston * (American Digital Network)	W, 7-1
22	at Houston *	L, 7-8
23	at Houston *	L, 2-12
25	No. 11 LSU (CBS Sports Network)	W, 9-6
28	at East Carolina *	L, 8-15
29	at East Carolina *	W, 5-4
30	at East Carolina * (CBS Sports Network)	L, 3-5

MAY

2	Southeastern Louisiana	L, 2-16
5	UCF *	L, 4-11
6	UCF *	W, 4-3
7	UCF * (American Digital Network)	L, 1-11
12	Houston *	L, 3-15
13	Houston *	L, 0-4
14	Houston *	W, 11-2
16	New Orleans	W, 8-6
18	at Memphis *	L, 12-13
19	at Memphis *	W, 9-4
20	at Memphis *	W, 6-5
23	vs. USF ^	L, 6-7
25	vs. UCF ^	L, 3-8

All times Eastern and are subject to change
* American Athletic Conference game
^ American Athletic Conference Baseball Championship



Tournament Most Outstanding Player Jake Scheiner went 4-for-5 with a home run and a double as Houston captured its second American Athletic Conference Baseball Championship with a 6-0 victory against East Carolina Sunday afternoon at Spectrum Field.

Houston (40-19), which last won The American title in 2014, earns the conference's automatic bid to the 2017 NCAA Championship. The Cougars will learn Sunday night if they are selected to host one of the 16 regional sites and will learn their pairings for the tournament Monday. Houston finished tied for first in The American in the regular season and became the first team to claim both the regular-season and tournament titles in the same year.

Scheiner, who was named The American's Player of the Year last week, continued his remarkable season for the Cougars with tournament Most Outstanding Player honors as he had two singles, a double and his league-leading 17th home run of the season Sunday.

The Cougars scratched out single runs in six straight innings to build a six-run lead after the top of the eighth.

The lead was plenty for Houston starter John King, who scattered seven hits through 6.2 shutout innings in which he struck out one with one walk. King allowed only one extra-base hit and forced 12 ground-ball outs as he improved to 7-1.

East Carolina threatened to get back in it in the bottom of the seventh as the Pirates loaded the bases on a double by pinch-hitter Luke Bolka sandwiched by a walk and a hit batter. Houston coach Todd Whitting went to the bullpen for reliever Joey Pulido, who needed one pitch to get Travis Watkins to pop up to first and strand the three runners.

Scheiner led the Cougars with his 4-for-5 day, while rightfielder Jared Triolo went 3-for-4 and scored three runs. Pulido worked a scoreless 2.1 innings to nail down his second save of the season.

East Carolina (32-28) was led by Eric Tyler, who went 2-for-4. Pitcher Evan Kruczynski took the loss, falling to 4-3 after allowing only two runs with five strikeouts in four innings.

2017 American Athletic Conference Baseball Championship
Spectrum Field • Clearwater, Fla.

Tuesday, May 23

Game 1 - No. 2 Houston 6, No. 7 Memphis 5
Game 2 - No. 3 UConn 12, No. 6 Cincinnati 3
Game 3 - No. 4 USF 7, No. 5 Tulane 6
Game 4 - No. 8 East Carolina 14, No. 1 UCF 3

Wednesday, May 24

Game 5 - No. 7 Memphis 15, No. 6 Cincinnati 14 (10) (Cincinnati Eliminated)

Thursday, May 25

Game 6 - No. 1 UCF 8, No. 5 Tulane 3 (Tulane Eliminated)
Game 7 - No. 2 Houston 7, No. 3 UConn 6
Game 8 - No. 8 East Carolina 6, No. 4 USF 5

Friday, May 26

Game 9 - No. 3 UConn 7, No. 7 Memphis 5 (Memphis Eliminated)
Game 10 - No. 1 UCF 12, No. 4 USF 0 (USF Eliminated)

Saturday, May 27

Game 11 - No. 2 Houston 13, No. 3 UConn 3 (UConn Eliminated)
Game 12 - No. 8 East Carolina 4, No. 1 UCF 0 (UCF Eliminated)

Sunday, May 28

Game 15 - No. 2 Houston 6, No. 8 East Carolina 0

American Athletic Conference Baseball
The American Overall Statistics (as of Jun 01, 2017)
(All games Sorted by Batting avg)

Player	avg	gp-gs	ab	r	h	2b	3b	hr	rbi	tb	slg%	bb	hp	so	gdp	ob%	sf	sh	sb-att
MERRELL, Kevin, USF	.386	49-49	202	46	78	11	4	6	33	115	.569	28	3	28	0	.468	0	2	18-22
WILLIAMS, Hunter, TLN	.357	58-58	244	45	87	18	1	11	41	140	.574	18	2	43	8	.404	1	0	5-8
THOMPSON, R.J., CIN	.350	58-58	223	40	78	18	1	4	28	110	.493	31	1	29	2	.426	3	3	3-8
SCHEINER, Jake, HOU	.347	59-58	225	48	78	18	3	17	57	153	.680	26	12	38	5	.438	2	0	8-11
TYLER, ERIC, ECU	.343	60-59	242	39	83	17	0	6	38	118	.488	18	7	40	8	.401	2	1	6-7
WATKINS, Travis, ECU	.340	60-59	247	47	84	14	1	10	49	130	.526	14	4	42	7	.379	4	0	5-7
YORGEN, Charlie, ECU	.339	58-58	230	49	78	14	2	5	38	111	.483	29	12	29	3	.438	1	3	8-8
STUNKEL, Duke, USF	.335	52-47	179	34	60	16	0	1	21	79	.441	28	2	28	5	.427	2	1	3-4
BORDERS, Luke, USF	.333	58-58	225	44	75	12	3	7	53	114	.507	35	2	49	5	.421	4	0	4-7
CARRIER, Chris, MEM	.330	56-56	206	44	68	16	0	16	50	132	.641	30	12	40	2	.438	3	1	10-13
JULKS, Corey, HOU	.323	55-53	198	32	64	9	6	7	41	106	.535	33	2	33	6	.418	4	0	14-19
PUTNAM, Eli, UCF	.321	60-60	240	48	77	16	2	8	39	121	.504	17	10	69	3	.388	1	4	16-17
Yahn, UCONN	.317	48-48	189	36	60	12	2	2	26	82	.434	13	7	13	3	.376	4	2	6-9
MARSH, Kyle, UCF	.311	59-59	222	36	69	20	4	6	51	115	.518	22	6	31	3	.383	3	2	1-2
BRICKHOUSE, Spencer, ECU	.310	57-51	197	36	61	8	1	10	28	101	.513	24	2	57	2	.385	3	0	2-3
PADGETT, Grayson, HOU	.306	51-45	180	38	55	9	2	2	37	74	.411	23	5	34	2	.395	2	4	7-7
THOMAS, Rylan, UCF	.305	57-57	226	44	69	11	0	13	52	119	.527	15	7	82	3	.363	3	0	9-10
WEBB, Tyler, MEM	.305	52-52	213	43	65	16	1	6	25	101	.474	23	8	46	0	.389	3	3	3-7
Prato, UCONN	.303	55-55	228	50	69	10	3	1	33	88	.386	21	7	30	0	.376	2	5	14-20
KAPLAN, Lex, TLN	.302	56-53	192	42	58	17	1	9	27	104	.542	34	8	44	6	.424	2	2	3-6
HAMBLIN, Luke, UCF	.301	60-59	219	47	66	13	3	1	34	88	.402	45	3	43	3	.424	2	4	19-22
DAVIS, Joe, HOU	.301	57-56	229	32	69	8	2	7	44	102	.445	18	6	33	10	.366	1	1	1-1
WITHERSPOON, Grant, TLN	.299	56-56	224	48	67	10	1	5	36	94	.420	23	4	41	2	.373	1	0	10-14
VILLAR, David, USF	.299	57-57	201	35	60	12	0	7	44	93	.463	39	8	55	5	.426	3	0	0-0
WONG, Connor, HOU	.297	59-59	249	57	74	12	3	11	34	125	.502	29	8	44	5	.388	0	1	25-29
TURNER,Trent, MEM	.292	59-59	226	42	66	12	1	8	44	104	.460	20	9	53	3	.365	5	3	7-9
MONTES, Coco, USF	.292	58-58	233	36	68	13	0	4	28	93	.399	23	3	38	4	.362	1	4	2-4
GELLINGER, Kam, UCF	.289	59-59	197	39	57	13	2	2	29	80	.406	25	9	48	3	.391	2	4	4-8
BUMPASS, A.J., CIN	.287	57-56	216	31	62	15	4	7	40	106	.491	33	3	48	2	.384	3	0	5-11
Susi, UCONN	.286	57-56	213	23	61	9	2	2	40	80	.376	27	0	36	3	.362	3	0	0-1
McVEY, Connor, CIN	.280	57-57	214	34	60	14	1	2	30	82	.383	29	6	30	4	.382	0	4	14-18
DeHART, Jarret, TLN	.280	56-56	211	41	59	14	0	13	49	112	.531	30	3	66	2	.371	4	1	3-5
MIKA, Matthew, UCF	.277	59-57	220	33	61	11	1	0	27	74	.336	17	7	37	6	.346	2	3	25-27
TRIOLO, Jared, HOU	.275	59-58	211	39	58	12	2	2	17	80	.379	25	6	31	7	.363	3	3	7-10
MERCER, Jace, CIN	.273	52-46	176	28	48	8	2	1	29	63	.358	13	8	23	1	.345	3	5	10-12
LOCKHART, Lael, HOU	.272	52-48	158	33	43	7	1	1	22	55	.348	27	6	33	5	.394	2	7	5-5
GRUDZIELANEK,Brandon, MEM	.272	51-51	206	31	56	10	2	5	36	85	.413	25	3	34	6	.354	3	3	1-4
SCHRITENTHAL, Zach, MEM	.271	58-58	218	34	59	9	0	0	23	68	.312	29	9	31	5	.379	0	8	9-15
Toppa, UCONN	.267	49-45	176	24	47	9	1	0	12	58	.330	8	2	29	5	.303	2	3	10-11
Feldstein, UCONN	.266	56-54	207	29	55	17	1	7	43	95	.459	21	6	56	2	.350	0	2	3-3
TRELA, Alec, MEM	.263	59-59	232	38	61	20	1	8	34	107	.461	23	7	48	1	.342	4	1	4-4
BROWN, Turner, ECU	.263	56-55	198	32	52	11	1	2	31	71	.359	28	6	20	2	.366	3	11	10-13
BOLKA, Luke, ECU	.262	46-37	122	27	32	3	1	8	30	61	.500	17	8	36	2	.377	4	0	4-9
GENORD, Joe, USF	.261	55-55	218	31	57	12	1	9	37	98	.450	22	7	43	7	.348	0	0	0-0
HOLLIS, Connor, HOU	.259	58-57	185	36	48	8	2	2	28	66	.357	28	12	29	4	.386	3	9	5-5
THOMAS, Joey, CIN	.258	54-51	178	25	46	12	0	0	19	58	.326	13	2	44	5	.305	7	4	2-3
ZECH, Garrett, USF	.257	57-53	175	39	45	8	3	1	14	62	.354	21	10	57	2	.369	0	7	17-20
BOWMAN, Andy, MEM	.257	54-43	152	26	39	11	1	5	36	67	.441	34	2	51	1	.391	4	0	2-4
CRILE, Ryan, UCF	.241	52-39	141	24	34	4	3	5	23	59	.418	19	2	25	0	.335	2	1	6-8
WILLSEY, Jake, TLN	.239	58-56	176	28	42	5	2	9	20	78	.443	28	8	64	1	.368	0	0	8-11
NEEL, Colton, MEM	.238	53-37	143	26	34	6	1	1	19	45	.315	28	1	29	1	.366	0	5	8-9
NODA, Ryan, CIN	.236	55-52	178	43	42	12	2	9	30	85	.478	33	12	68	1	.388	1	2	9-11
Gnesda, UCONN	.234	51-48	171	12	40	3	0	2	18	49	.287	22	3	25	0	.328	2	1	1-2
CHATFIELD, Chris, USF	.234	50-46	154	23	36	6	2	7	28	67	.435	20	6	54	5	.341	2	0	0-1
SANTIAGO, Eric, CIN	.234	50-46	167	26	39	5	2	1	28	51	.305	15	3	30	4	.308	0	7	5-6
SANTANA, Jason, MEM	.227	56-52	181	19	41	6	0	1	20	50	.276	16	4	50	2	.299	3	8	1-3
Moriarty, UCONN	.226	45-37	137	18	31	9	0	2	21	46	.336	9	1	36	0	.277	1	3	4-5
Winkel, UCONN	.225	57-45	160	21	36	7	4	1	15	54	.338	12	1	52	2	.283	0	4	11-14
GOZZO, Paul, TLN	.224	44-40	134	10	30	2	0	1	13	35	.261	6	1	35	5	.261	1	4	1-1
HOPE, Hunter, TLN	.222	45-45	158	26	35	11	0	13	34	85	.538	16	3	59	1	.303	1	0	2-2
Krueger, UCONN	.219	48-38	128	18	28	5	0	0	13	33	.258	12	1	19	2	.291	0	11	3-5
GOZZO, Sal, TLN	.211	49-41	147	17	31	6	0	0	23	37	.252	15	2	31	4	.291	1	3	5-7

Player	avg	gp-gs	ab	r	h	2b	3b	hr	rbi	tb	slg%	bb	hp	so	gdp	ob%	sf	sh	sb-att	
MOTTICE, Kyle, CIN	.191	44-37	136	16	26	5	1	1	13	36	.265	17	1	23	0	.284	1	6	6-6	

KELLER, Clayton, MEM	1.000	1-0	1	0	1	0	0	0	0	1	1.000	0	0	0	0	1.000	0	0	0-0	
SIMMONS, Clay, USF	1.000	1-0	1	0	1	1	0	0	1	2	2.000	0	0	0	0	1.000	0	0	0-0	
HIGGINS, Michael, UCF	.400	4-0	5	1	2	1	0	0	1	3	.600	0	0	1	0	.400	0	0	0-0	
BROWN, Grant, TLN	.315	42-34	127	21	40	9	1	7	30	72	.567	20	2	47	2	.408	3	0	3-5	
GEORGE, Anthony, UCF	.294	42-27	102	13	30	3	2	1	10	40	.392	8	2	19	1	.357	0	1	3-3	
WILLIAMS-SUTTON, D., ECU	.286	32-31	112	21	32	4	0	7	16	57	.509	16	6	31	0	.403	0	0	2-4	
MORGAN, Brooks, UCF	.286	20-7	28	10	8	0	0	2	9	14	.500	5	2	5	0	.429	0	2	0-0	
BIELAMOWICZ, Tyler, HOU	.280	31-20	75	15	21	3	2	1	16	31	.413	13	2	15	6	.400	0	1	1-1	
PACKARD, Bryant, ECU	.276	43-30	123	15	34	9	2	1	12	50	.407	9	1	36	1	.328	1	1	0-0	
SLAUGHTER, Nick, HOU	.270	22-9	37	2	10	0	0	2	11	16	.432	1	2	9	0	.317	1	1	0-0	
BAKER, Dusty, ECU	.268	49-28	97	21	26	2	0	0	5	28	.289	10	5	22	3	.366	0	1	4-8	
PHILLIPS, Wes, ECU	.267	41-24	75	7	20	6	0	0	11	26	.347	10	1	17	0	.352	2	2	3-6	
OWEN, Kobi, TLN	.265	14-8	34	5	9	2	0	0	4	11	.324	2	0	10	0	.306	0	0	2-2	
DIETRICH, Tyler, USF	.262	41-37	130	11	34	7	0	0	17	41	.315	13	3	26	4	.338	2	5	0-2	
PETERSON, Bryce, UCF	.261	39-25	92	16	24	6	0	3	13	39	.424	10	4	31	4	.355	1	0	8-8	
FUENTES, Rey, HOU	.258	19-9	31	3	8	2	1	0	5	12	.387	2	2	12	0	.343	0	1	0-0	
ETZEL, Landon, HOU	.258	24-11	31	10	8	0	0	1	6	11	.355	2	4	10	0	.378	0	0	0-0	
CHAMPION, Wendell, HOU	.258	23-9	31	10	8	1	1	1	4	14	.452	7	2	6	2	.415	1	3	2-2	
BARBER, Nick, ECU	.258	21-8	31	3	8	3	0	0	7	11	.355	2	2	3	2	.333	1	2	3-3	
LLOYD, Brady, ECU	.257	33-5	35	7	9	1	0	0	3	10	.286	3	1	5	0	.333	0	2	2-3	
HEISER, Logan, UCF	.255	35-31	94	21	24	4	0	4	19	40	.426	7	6	12	1	.343	1	3	2-3	
LEAL, Andres, USF	.255	41-26	102	17	26	8	0	0	12	34	.333	16	0	17	1	.350	2	2	0-0	
HARMAN, Bryce, ECU	.255	38-30	110	19	28	3	0	3	22	40	.364	16	4	32	1	.366	1	0	4-5	
LeFevre, UCONN	.254	26-21	71	8	18	6	0	2	13	30	.423	6	6	22	0	.357	1	3	0-0	
BOZEMAN, Brennan, UCF	.250	40-40	160	25	40	7	0	1	23	50	.313	12	6	14	3	.326	0	0	9-10	
RILES, T.J., ECU	.250	42-36	116	19	29	4	0	4	20	45	.388	15	5	35	1	.360	0	3	3-4	
RAGSDALE, Carson, USF	.250	5-0	4	1	1	0	0	0	0	1	.250	1	0	0	0	.400	0	0	0-0	
RODRIGUEZ, Manny, CIN	.242	38-38	124	15	30	6	1	1	13	41	.331	6	5	22	1	.297	3	2	4-4	
HENRICKSON, Drew, ECU	.242	48-15	62	9	15	1	2	0	6	20	.323	9	1	7	2	.342	1	2	0-2	
CERELLI, Nick, USF	.238	14-4	21	4	5	1	0	0	3	6	.286	1	0	6	0	.273	0	1	0-0	
MOSER, Josh, UCF	.231	38-11	52	14	12	1	0	2	6	19	.365	8	2	17	1	.355	0	1	4-4	
WILLIAMS, Carlos, MEM	.228	45-27	79	18	18	4	0	1	13	25	.316	10	7	20	0	.361	1	2	6-8	
Lambrecht, UCONN	.222	16-12	45	6	10	2	1	0	5	14	.311	7	0	12	1	.327	0	1	0-0	
Stefanski, UCONN	.220	50-31	118	19	26	6	1	0	6	34	.288	11	2	12	2	.298	0	6	3-4	
COLDIRON, Cooper, HOU	.220	11-11	41	4	9	1	0	0	3	10	.244	6	0	8	0	.319	0	3	2-2	
GRIMSLEY, John, HOU	.217	26-14	46	5	10	1	0	1	3	14	.304	4	1	20	0	.294	0	3	3-5	
HEINRICHS, Tyler, TLN	.216	24-13	51	4	11	3	0	0	6	14	.275	2	0	26	0	.236	2	1	1-2	
HOESE, Kody, TLN	.213	44-32	122	14	26	6	1	0	10	34	.279	13	0	25	2	.287	1	3	1-4	
MONTGOMERY, Cameron, USF	.206	42-27	97	15	20	4	0	2	11	30	.309	19	7	41	2	.374	0	0	1-2	
MONTALBANO, Jeremy, TLN	.200	20-14	60	4	12	5	0	1	5	20	.333	3	0	11	1	.238	0	0	0-0	
ARTIGUES, Jonathon, TLN	.200	21-7	20	0	4	1	0	0	0	5	.250	3	0	9	2	.304	0	1	0-0	
NOZICKA, Sam, MEM	.200	16-7	20	10	4	1	0	0	3	5	.250	3	7	5	0	.467	0	0	0-0	
Bergmann, UCONN	.200	12-4	20	2	4	0	0	0	3	4	.200	3	0	5	0	.304	0	0	0-0	
ROWLAND, Matt, TLN	.194	24-8	36	6	7	0	0	1	3	10	.278	6	2	14	0	.341	0	0	1-1	
DeANNA, Mason, CIN	.194	18-7	31	4	6	2	0	0	2	8	.258	1	1	12	0	.242	0	1	2-2	
MONACY, Jordan, HOU	.192	28-14	52	9	10	1	0	0	3	11	.212	10	0	9	2	.323	0	1	0-0	
EDWARDS, Tyler, ECU	.182	10-1	11	1	2	1	0	0	0	3	.273	2	0	6	0	.308	0	0	0-0	
TURINO, Luke, CIN	.176	17-15	51	3	9	2	0	0	6	11	.216	2	1	21	0	.222	0	0	2-3	
Hill, UCONN	.174	40-28	86	21	15	3	1	0	3	20	.233	15	6	22	0	.333	1	3	5-6	
MURPHY, Cole, CIN	.174	19-13	46	2	8	3	0	0	2	11	.239	6	0	18	0	.269	0	3	2-3	
VAAGE, Nick, MEM	.167	26-11	54	6	9	2	0	1	3	14	.259	4	0	8	1	.224	0	0	1-1	
BEAVER, Dallas, UCF	.167	19-3	18	3	3	1	0	1	1	7	.389	2	2	5	0	.318	0	1	0-0	
O'KEEFE, Kyle, MEM	.162	34-17	68	6	11	2	1	0	7	15	.221	2	2	18	0	.205	1	1	1-1	
ALLDRED, Cam, CIN	.161	9-8	31	3	5	2	0	0	2	7	.226	1	0	15	0	.188	0	3	0-0	
HABERKORN, Treg, CIN	.157	40-34	108	17	17	4	1	4	17	35	.324	9	5	33	1	.254	0	4	4-4	
MORGAN, Kirk, ECU	.150	28-7	40	3	6	1	0	0	6	7	.175	6	1	8	1	.271	1	0	0-0	
WASHER, Jake, ECU	.133	12-5	15	2	2	0	0	0	1	2	.133	2	0	6	0	.222	1	0	0-0	
WOOD, Max, UCF	.130	23-3	23	3	3	0	0	0	4	3	.130	2	1	9	0	.222	1	0	0-0	
GONNELLA, Anthony, USF	.130	17-4	23	1	3	0	0	0	2	3	.130	6	0	8	1	.310	0	0	0-0	
ELLIOTT, Jacob, MEM	.083	3-2	12	1	1	0	0	0	1	1	.083	0	0	2	0	.083	0	0	0-0	
CRABBE, Cam, USF	.083	14-0	12	1	1	0	0	1	1	4	.333	0	0	5	2	.083	0	0	0-0	
AUGUSTINE, Vince, CIN	.077	6-2	13	1	1	1	0	0	0	2	.154	0	0	7	0	.077	0	0	1-1	

Player	avg	gp-gs	ab	r	h	2b	3b	hr	rbi	tb	slg%	bb	hp	so	gdp	ob%	sf	sh	sb-att
RAMEY, Jordan, CIN	.077	11-1	13	2	1	0	0	0	0	1	.077	1	0	3	0	.143	0	2	0-0
GRIFFIN, Austin, UCF	.000	20-2	16	4	0	0	0	0	0	0	.000	8	0	9	0	.333	0	0	0-0
VALDES, Ryan, USF	.000	7-1	6	1	0	0	0	0	0	0	.000	0	0	2	0	.000	0	0	0-0
GALY, Alex, TLN	.000	5-1	5	0	0	0	0	0	0	0	.000	1	0	2	0	.167	0	0	1-1
MURPHY, Austin, UCF	.000	6-0	3	2	0	0	0	0	0	0	.000	3	0	1	0	.500	0	0	0-0
KIRSCH, Michael, TLN	.000	7-0	2	2	0	0	0	0	0	0	.000	1	0	0	0	.333	0	0	0-0
MATHEWS, Grant, TLN	.000	2-0	2	0	0	0	0	0	0	0	.000	0	0	1	0	.000	0	0	0-0
SANTOS, Jordan, USF	.000	6-0	2	0	0	0	0	0	0	0	.000	2	0	0	0	.500	0	0	0-0
MOORE, Zack, ECU	.000	4-0	2	1	0	0	0	0	0	0	.000	1	1	1	0	.500	0	0	0-0
HENRICKSON,A, ECU	.000	2-1	2	0	0	0	0	0	0	0	.000	0	0	0	0	.000	0	0	0-0
BOWLAN, Jonathan, MEM	.000	1-0	1	0	0	0	0	0	0	0	.000	0	0	1	0	.000	0	0	0-0
BOBO, Taylor, MEM	.000	2-0	1	0	0	0	0	0	0	0	.000	0	0	0	0	.000	0	0	0-0
Poulin, UCONN	.000	5-0	0	0	0	0	0	0	0	0	.000	0	0	0	0	.000	0	0	0-0
ZELLNER, Andrew, CIN	.000	1-1	0	0	0	0	0	0	0	0	.000	0	0	0	0	.000	0	0	0-0
Cate, UCONN	.000	1-1	0	0	0	0	0	0	0	0	.000	0	0	0	0	.000	0	0	0-0
HOWELL, Robby, UCF	.000	1-1	0	0	0	0	0	0	0	0	.000	0	0	0	0	.000	0	0	0-0

CI - NOZICKA, S. MEM 1, LEAL USF 1, ARTIGUES TLN 1, P. GOZZO TLN 1, SANTANA MEM 1.

American Athletic Conference Baseball
The American Overall Statistics (as of Jun 01, 2017)
(All games Sorted by Earned run avg)

Player	era	w-l	app	gs	cg	sho	sv	ip	h	r	er	bb	so	2b	3b	hr	b/avg	wp	hp	bk
CUMBIE, Trey, HOU	1.88	10-1	14	14	4	2/1	0	96.0	81	26	20	13	80	19	0	5	.226	2	3	2
STRZELECKI, Peter, USF	2.42	3-4	14	14	1	1/1	0	67.0	55	33	18	27	62	8	1	3	.222	4	6	0
WILLIAMS, Chris, UCF	2.43	5-3	22	11	0	0/2	0	74.0	56	27	20	18	46	13	0	4	.209	1	3	2
KING, John, HOU	2.99	7-1	12	11	3	1/1	0	75.1	77	33	25	10	35	16	0	4	.264	0	3	0
SANDERS, Phoenix, USF	3.00	5-2	15	15	0	0/0	0	90.0	84	36	30	23	102	18	3	7	.247	3	2	1
AGNOS, Jake, ECU	3.22	3-3	16	10	0	0/1	0	64.1	58	31	23	32	64	8	1	3	.242	5	7	0
SHERIDAN, Joseph, UCF	3.25	10-4	17	12	0	0/3	0	72.0	74	28	26	24	64	10	1	3	.268	3	1	2
McClanahan, Shane, USF	3.28	4-2	14	14	1	0/0	0	74.0	48	30	27	35	104	12	1	4	.185	9	3	0
Cate, UCONN	3.33	4-3	12	12	1	1/0	0	75.2	78	37	28	31	102	22	3	8	.273	7	1	2
Feole, UCONN	3.38	7-4	15	14	0	0/3	0	82.2	78	36	31	30	75	12	1	1	.254	6	8	3
ORNDORFF, David, CIN	3.41	5-4	21	8	0	0/0	7	63.1	66	26	24	15	40	17	0	7	.280	6	7	0
ULLOM, Mitch, HOU	3.45	6-3	15	15	0	0/0	0	91.1	93	46	35	28	48	20	0	9	.266	5	5	0
HOWELL, Robby, HOU	3.47	10-0	15	15	2	1/0	0	96.0	84	41	37	37	90	16	0	8	.227	5	5	1
Montgomerie, UCONN	3.73	6-3	15	15	0	0/0	0	89.1	88	40	37	40	116	10	4	4	.254	6	7	3
BOWLAN, Jonathan, MEM	3.75	4-5	18	10	0	0/1	1	84.0	72	45	35	30	78	14	2	4	.235	8	1	0
SOLESKY, Chase, TLN	3.84	5-3	25	8	0	0/1	0	68.0	73	38	29	26	40	20	1	3	.279	4	5	1
FRANCE, J.P., TLN	3.84	5-5	15	15	0	0/1	0	96.0	100	52	41	30	73	21	1	9	.270	7	7	0
BENTON, Trey, ECU	4.18	3-4	14	14	0	0/1	0	71.0	62	39	33	19	74	9	0	8	.231	6	10	0
PEREZ, J.T., CIN	4.42	2-7	18	12	0	0/0	0	77.1	81	48	38	26	60	23	5	6	.266	0	5	0
PIMENTEL, Juan, UCF	4.95	6-5	15	12	0	0/1	0	63.2	84	41	35	20	41	13	1	5	.321	2	5	1
MERRILL, Corey, TLN	5.06	6-5	15	14	0	0/1	0	85.1	93	58	48	46	67	23	0	6	.276	4	8	0
ALEXANDER, Connor, MEM	5.08	6-4	19	10	0	0/0	1	72.2	88	46	41	19	49	13	2	8	.308	7	6	0
HICKS, Alex, MEM	5.26	4-5	16	11	0	0/0	0	65.0	73	46	38	25	53	10	2	7	.281	7	17	0
KULLMAN, A.J., CIN	5.37	5-7	21	4	0	0/1	2	60.1	54	37	36	26	37	7	1	5	.241	4	7	0
CROSBY, Drew, MEM	5.48	6-3	18	15	0	0/0	0	87.0	98	63	53	32	68	19	4	11	.286	6	5	0
ZELLNER, Andrew, CIN	5.98	3-5	15	14	0	0/0	0	64.2	61	44	43	26	43	18	2	8	.249	4	19	0

THOMAS, Rylan, UCF	0.00	1-0	7	0	0	0/1	0	6.2	3	0	0	3	9	1	0	0	.115	2	2	0
Rivera, UCONN	0.00	0-0	2	0	0	0/0	0	3.1	0	0	0	1	2	0	0	0	.000	0	3	0
PEREZ, USF	0.00	0-0	2	0	0	0/1	0	2.0	2	0	0	1	4	0	0	0	.286	0	0	0
MARSH, Kyle, UCF	0.00	0-0	2	0	0	0/1	0	2.0	0	0	0	4	0	0	0	0	.000	0	0	0
PEREZ, Andres, USF	0.00	0-0	1	0	0	0/0	0	1.0	0	0	0	0	1	0	0	0	.000	0	0	0
Hintze, UCONN	0.00	0-0	4	0	0	0/0	0	1.0	0	0	0	4	0	0	0	0	.000	0	0	0
BERGREN, Jack, CIN	0.00	0-0	2	0	0	0/0	0	0.2	1	0	0	1	0	0	0	0	.500	2	0	0
HEPPLE, Eric, UCF	0.87	0-0	16	0	0	0/0	0	20.2	11	2	2	7	21	4	0	1	.162	0	0	0
TUCKER, Bryce, UCF	1.75	2-2	26	0	0	0/1	9	36.0	18	10	7	11	53	2	1	1	.146	1	4	0
Nepiarsky, UCONN	1.75	1-0	13	1	0	0/0	1	25.2	19	5	5	6	29	2	0	3	.202	1	3	1
MORGAN, Kirk, ECU	1.82	3-0	6	5	0	0/1	0	24.2	12	6	5	4	20	2	0	0	.143	0	7	0
FLETCHER, Aaron, HOU	2.19	2-1	19	0	0	0/0	8	37.0	34	11	9	9	36	5	0	0	.245	1	2	0
WARD, Thaddeus, UCF	2.23	4-0	26	1	0	0/0	1	36.1	36	13	9	13	33	5	1	0	.265	7	6	1
SCHFTZ, Jordan, UCF	2.35	1-2	26	0	0	0/2	0	30.2	17	11	8	19	40	2	1	0	.160	3	4	0
THOMPSON, Trent, UCF	2.35	0-2	18	4	0	0/0	0	30.2	21	9	8	13	31	6	1	2	.193	1	2	1
PEREZ, Andrew, USF	2.36	6-2	24	0	0	0/0	6	34.1	21	11	9	14	46	3	0	0	.181	7	2	1
CAVALLARO, Joe, USF	2.40	5-3	29	0	0	0/1	5	56.1	46	16	15	18	75	6	0	2	.216	7	5	0
YAGER, Noah, USF	2.70	3-0	12	0	0	0/0	0	20.0	18	7	6	8	18	5	0	0	.231	2	1	1
BAHR, Jason, UCF	2.81	0-2	23	5	0	0/1	1	57.2	38	18	18	14	89	5	1	6	.184	1	4	0
Russell, UCONN	2.84	3-2	23	0	0	0/1	14	38.0	27	14	12	19	66	3	0	5	.196	5	4	1
Dandeneau, UCONN	2.93	2-0	15	0	0	0/1	0	15.1	14	7	5	11	20	3	1	0	.250	2	0	1
COVINGTON, West, ECU	3.14	2-1	19	0	0	0/0	0	28.2	20	15	10	13	16	1	1	2	.196	3	3	0
Poulin, UCONN	3.28	2-0	19	5	0	0/1	1	35.2	35	14	13	14	29	7	0	1	.265	6	3	0
ROBERTS, D.J., USF	3.35	3-0	11	9	0	0/0	0	45.2	51	22	17	12	32	8	1	4	.287	1	0	0
HOLBA, Chris, ECU	3.38	4-2	14	6	0	0/2	1	42.2	46	22	16	8	47	14	0	1	.282	5	3	0
ROSS, Ryan, ECU	3.38	0-2	23	0	0	0/0	0	16.0	18	7	6	1	14	3	2	1	.277	0	3	0
COLLETTI, Christian, TLN	3.43	1-2	27	0	0	0/0	11	39.1	38	18	15	12	30	8	0	2	.262	2	3	0
BOND, Nolan, HOU	3.44	2-0	12	0	0	0/0	0	18.1	27	11	7	3	11	3	1	1	.329	0	1	0
ROMERO, Seth, HOU	3.51	4-5	10	7	0	0/0	0	48.2	46	23	19	20	85	14	0	2	.256	5	6	1
GARNER, Ryan, MEM	3.52	1-0	8	0	0	0/0	0	7.2	9	5	3	5	5	2	0	2	.321	1	0	0
YOAKAM, Jarod, CIN	3.62	3-1	21	0	0	0/1	0	37.1	39	20	15	20	29	8	0	1	.273	4	7	0
HURDSMAN, Brayson, HOU	3.62	4-2	17	3	0	0/0	0	32.1	28	19	13	10	28	4	0	1	.233	1	6	1
PULIDO, Joey, HOU	3.72	2-3	19	0	0	0/1	2	36.1	37	19	15	11	38	6	1	5	.255	2	2	0
BENNETT, Blake, MEM	3.79	2-2	29	1	0	0/0	1	35.2	37	16	15	18	31	10	0	2	.276	1	4	1
ROBINSON, Reese, CIN	3.86	1-2	15	1	0	0/0	1	30.1	29	13	13	16	17	11	0	0	.259	6	6	2
SCHIMMOELLER, Tanner, CIN	3.86	0-0	7	0	0	0/0	0	7.0	7	4	3	9	7	2	0	0	.259	6	3	1

Player	era	w-l	app	gs	cg	sho	sv	ip	h	r	er	bb	so	2b	3b	hr	b/avg	wp	hp	bk
HATHCOCK, Colton, MEM	3.94	3-4	26	4	0	0/0	11	48.0	55	23	21	26	62	16	1	3	.289	7	2	0
SMITH, Tyler, ECU	3.95	2-0	27	2	0	0/2	0	43.1	44	22	19	13	26	5	0	5	.265	1	8	2
Rossomando, UCONN	4.01	3-2	17	8	0	0/1	0	42.2	41	21	19	24	41	8	2	1	.243	3	3	1
SAVARESE, Mark, USF	4.10	3-0	21	0	0	0/1	0	26.1	25	16	12	7	37	7	0	2	.243	3	2	1
Radue, UCONN	4.24	2-3	25	0	0	0/3	1	34.0	28	21	16	18	37	2	0	3	.224	6	2	0
KROGER, Nathan, CIN	4.38	3-1	15	4	0	0/0	0	37.0	43	22	18	18	15	6	0	5	.303	2	5	0
NEEL, Colton, MEM	4.38	1-1	8	0	0	0/0	0	12.1	7	7	6	6	11	2	0	0	.163	2	1	0
HAMMANS, Tristan, CIN	4.40	1-0	15	0	0	0/0	0	30.2	31	16	15	13	16	6	1	3	.261	0	3	1
FARLEY, Michael, USF	4.44	0-2	17	0	0	0/0	1	26.1	20	15	13	19	34	2	1	3	.206	0	0	1
VALDES, Ryan, USF	4.45	9-1	22	5	0	0/0	0	56.2	51	29	28	27	55	7	2	7	.234	5	5	0
KRUCZYNSKI, Evan, ECU	4.47	4-3	10	10	0	0/1	0	56.1	61	30	28	7	48	15	2	5	.279	5	8	2
SMITH, Alex, MEM	4.50	0-0	12	0	0	0/0	0	8.0	7	4	4	6	11	1	0	2	.233	3	2	0
VILLARREAL, FRED, HOU	4.62	1-2	13	3	0	0/1	1	39.0	41	24	20	8	14	2	0	4	.275	1	4	1
DENZ, Danny, MEM	4.71	1-1	7	3	0	0/1	1	21.0	23	15	11	11	20	2	0	2	.295	2	3	3
BRIDGES, Matt, ECU	4.82	1-3	34	0	0	0/4	2	46.2	44	25	25	24	48	10	1	1	.246	1	7	0
ALLDRED, Cam, CIN	4.85	2-1	20	2	0	0/0	1	29.2	30	18	16	18	21	7	1	3	.265	3	3	1
ROHLOFF, Andrew, UCF	4.91	0-0	8	0	0	0/1	0	7.1	6	4	4	3	9	2	0	1	.222	0	1	0
BIELAMOWICZ, Tyler, HOU	5.06	0-0	5	0	0	0/0	0	5.1	3	3	3	3	5	0	0	0	.167	1	0	0
Rajkowski, UCONN	5.09	2-1	22	0	0	0/1	0	23.0	25	15	13	16	19	7	0	1	.291	6	1	0
LANIER, Sam, ECU	5.17	2-2	27	0	0	0/0	1	38.1	41	23	22	18	36	8	1	3	.287	4	1	1
BOBO, Taylor, MEM	5.21	0-2	16	0	0	0/0	0	19.0	21	11	11	12	15	5	2	1	.296	3	3	1
KIRKPATRICK, Davis, ECU	5.25	1-0	18	1	0	0/1	0	24.0	28	15	14	12	20	4	0	3	.295	1	2	2
OLASZ, A.J., CIN	5.35	2-1	12	10	0	0/1	0	38.2	33	23	23	15	18	8	2	3	.228	2	5	0
WOLFE, Jacob, ECU	5.36	4-4	17	10	0	0/1	0	50.1	53	34	30	25	25	10	1	5	.282	1	7	1
SMITH, Hunter, MEM	5.47	1-0	18	0	0	0/0	0	26.1	36	19	16	9	20	12	0	2	.333	3	2	0
HENRY, Carter, HOU	5.58	2-1	14	6	0	0/1	0	40.1	44	27	25	18	40	9	1	5	.277	2	5	1
ISSA, Brandon, TLN	5.79	4-0	24	0	0	0/0	1	28.0	27	22	18	20	22	3	0	3	.273	4	3	1
BJORNGJELD, Sam, TLN	5.91	3-4	21	8	0	0/0	0	53.1	59	40	35	44	30	12	0	5	.289	3	5	0
Wallace, UCONN	6.00	0-1	13	0	0	0/2	0	12.0	13	12	8	7	12	2	0	1	.283	2	2	0
VOLIVA, Evan, ECU	6.00	0-0	4	1	0	0/1	0	3.0	5	4	2	1	5	1	0	0	.357	0	1	0
ANDREWS, Ted, TLN	6.06	1-2	15	1	0	0/0	1	16.1	14	14	11	28	10	0	1	2	.241	14	8	0
SULLIVAN, Collin, USF	6.23	0-1	9	1	0	0/0	0	13.0	12	11	9	12	14	4	0	0	.245	0	1	0
INGLE, Joe, ECU	6.41	3-3	15	0	0	0/0	2	19.2	21	18	14	17	19	6	0	1	.284	5	2	0
GILLIES, Keagan, TLN	6.56	0-0	23	2	0	0/0	1	35.2	46	26	26	21	17	9	1	7	.317	5	1	1
METOXEN, Takoda, MEM	7.16	1-0	17	0	0	0/0	0	16.1	12	17	13	15	13	2	1	1	.203	3	3	1
COLVIN, Clayton, CIN	7.23	0-1	9	3	0	0/0	0	18.2	19	15	15	11	8	4	0	3	.279	3	5	1
RAGSDALE, Carson, USF	7.27	0-0	8	0	0	0/0	0	8.2	10	7	7	8	15	1	0	3	.270	0	1	0
PRICE, Robert, TLN	7.47	1-0	14	0	0	0/0	0	15.2	18	17	13	12	5	6	0	1	.305	1	3	0
Holmes, UCONN	7.94	0-2	12	0	0	0/0	0	11.1	14	10	10	7	8	4	0	0	.304	2	0	1
Domnarski, UCONN	8.24	1-4	12	2	0	0/0	0	19.2	27	22	18	9	17	3	0	2	.325	0	2	0
SCHOLL, Campbell, UCF	8.31	1-0	5	0	0	0/0	0	4.1	8	8	4	3	5	1	0	1	.364	1	1	0
MUSE, James, MEM	8.71	0-1	7	2	0	0/0	0	10.1	13	12	10	9	11	1	0	1	.310	3	2	0
SCHNAKE, Burton, TLN	9.00	0-1	10	1	0	0/0	0	17.0	21	17	17	12	5	3	0	4	.313	1	2	0
MASSEY, Ross, TLN	9.68	0-8	12	9	0	0/0	0	35.1	43	49	38	38	21	8	0	4	.307	6	5	0
Zapata, UCONN	10.38	0-0	4	1	0	0/0	0	4.1	9	5	5	2	2	3	0	0	.450	0	2	0
OAKLEY, Chris, TLN	11.57	0-0	11	0	0	0/0	0	7.0	4	9	9	13	4	0	0	0	.174	2	4	0
FAINTICH, Drew, UCF	11.57	0-0	8	0	0	0/0	0	2.1	1	3	3	4	4	0	0	0	.100	2	0	0
WALTON, Tyler, MEM	11.74	0-1	7	2	0	0/0	0	7.2	11	12	10	8	6	1	0	2	.314	2	1	0
HOOD, Hunter, ECU	12.00	0-1	5	1	0	0/0	0	6.0	12	8	8	4	4	2	0	1	.414	1	0	0
LOWE II, Doug, CIN	12.27	0-0	7	0	0	0/0	0	3.2	5	5	5	1	2	0	0	2	.313	0	3	0
WITHERSPOON, Grant, TLN	13.50	1-0	2	0	0	0/0	1	2.0	3	3	3	3	3	1	0	0	.333	0	0	0
CRUSE, Bryan, MEM	13.50	0-0	1	0	0	0/0	0	1.1	2	2	2	1	2	0	0	0	.400	1	2	1
MORREN, Tommy, MEM	14.04	0-0	5	1	0	0/0	0	8.1	21	15	13	6	3	3	0	0	.500	1	0	0
JARRETT, Cal, CIN	15.00	1-0	6	0	0	0/0	0	6.0	11	12	10	7	3	3	0	1	.407	0	1	0
OLSON, Isaac, CIN	16.20	0-0	5	0	0	0/0	0	5.0	13	9	9	6	0	4	0	2	.520	2	0	0
HOGAN, Jack, TLN	16.50	0-1	13	0	0	0/1	0	12.0	16	22	22	13	7	4	0	0	.327	4	5	1
BOLKA, Luke, ECU	20.25	0-0	1	0	0	0/0	0	1.1	2	4	3	3	0	0	1	0	.333	0	1	0
KANADA, David, HOU	54.00	0-0	2	0	0	0/0	0	0.2	5	4	4	1	0	1	2	1	.714	0	0	0

PB - WONG HOU 16, P. GOZZO TLN 14, LEAL USF 13, DIETRICH USF 13, WATKINS, T. ECU 12, Susi UCON 9, THOMAS CIN 7, SANTANA MEM 6, ARTIGUES TLN 5, NOZICKA, S. MEM 3, HEISER, L. UCF 3, LeFevre UCON 3, GEORGE, A. UCF 2, SANTOS USF 1, DeANNA CIN 1, SLAUGHTER HOU 1, Bergmann UCON 1, WASHER, J. ECU 1. Pickoffs - WONG HOU 6, HOLBA, C. ECU 6, KRUCZYNSKI ECU 4, ALLDRED CIN 3, WOLFE, J. ECU 3, ROMERO HOU 3, WATKINS, T. ECU 3, CUMBIE HOU 3, Cate UCON 3, HOWELL, R. UCF 2, Feole UCON 2, KING HOU 2, LANIER, S. ECU 2, MORREN, T. MEM 2, SHERIDAN, J. UCF 2, THOMAS CIN 2, Susi UCON 2, BOND HOU 2, ALEXANDER MEM 2, TUCKER B. UCF 2, ROBERTS USF 1, AGNOS, J. ECU 1, SANTANA MEM 1, FLETCHER HOU 1, HATHCOCK MEM 1, HEISER, L. UCF 1, BAHR, J. UCF 1, THOMPSON, T. UCF 1, Rajkowski UCON 1, MONTALBANO TLN 1, BENNETT, B. MEM 1, BENTON, T. ECU 1, Radue UCON 1, SANDERS USF 1, Russell UCON 1, Nepiarsky UCON 1, Domnarski UCON 1, SMITH, T. ECU 1, VILLARREAL HOU 1, HICKS MEM 1, HEPPLER, E. UCF 1, Poulin UCON 1, ULLOM HOU 1, ORNDORFF CIN 1, MERRILL TLN 1.

American Athletic Conference Baseball
The American Overall Statistics (as of Jun 01, 2017)
(All games Sorted by Fielding pct)

Player	c	po	a	e	fld%	dp	sba	csb	sba%	pb	ci
HEISER, Logan, UCF	258	239	19	0	1.000	2	22	4	.846	3	0
LeFevre, UCONN	149	137	12	0	1.000	1	16	6	.727	3	0
ZECH, Garrett, USF	115	114	1	0	1.000	0	0	0	---	0	0
MURPHY, Cole, CIN	109	101	8	0	1.000	5	0	0	---	0	0
STUNKEL, Duke, USF	107	105	2	0	1.000	1	0	0	---	0	0
MONTALBANO, Jeremy, TLN	75	60	15	0	1.000	1	9	8	.529	0	0
Stefanski, UCONN	69	63	6	0	1.000	1	0	0	---	0	0
RILES, T.J., ECU	59	59	0	0	1.000	0	0	0	---	0	0
DeANNA, Mason, CIN	52	42	10	0	1.000	1	2	3	.400	1	0
MONTGOMERY, Cameron, USF	50	48	2	0	1.000	0	0	0	---	0	0
ALLDRED, Cam, CIN	45	36	9	0	1.000	5	1	1	.500	0	0
MOSER, Josh, UCF	38	38	0	0	1.000	0	0	0	---	0	0
HEINRICHS, Tyler, TLN	37	37	0	0	1.000	0	0	0	---	0	0
SLAUGHTER, Nick, HOU	36	33	3	0	1.000	1	4	0	1.000	1	0
MORGAN, Kirk, ECU	35	27	8	0	1.000	1	1	1	.500	0	0
BEAVER, Dallas, UCF	28	27	1	0	1.000	0	2	0	1.000	0	0
GONNELLA, Anthony, USF	25	25	0	0	1.000	1	0	0	---	0	0
WOLFE, Jacob, ECU	24	3	21	0	1.000	0	2	1	.667	0	0
OWEN, Kobi, TLN	22	21	1	0	1.000	0	0	0	---	0	0
GRIFFIN, Austin, UCF	20	20	0	0	1.000	0	0	0	---	0	0
ALEXANDER, Connor, MEM	19	5	14	0	1.000	2	5	1	.833	0	0
VILLARREAL, FRED, HOU	19	4	15	0	1.000	1	2	0	1.000	0	0
CERELLI, Nick, USF	18	5	13	0	1.000	2	0	0	---	0	0
KRUCZYNSKI, Evan, ECU	17	6	11	0	1.000	0	2	1	.667	0	0
BIELAMOWICZ, Tyler, HOU	16	16	0	0	1.000	0	0	1	.000	0	0
MERRILL, Corey, TLN	14	6	8	0	1.000	1	7	4	.636	0	0
HICKS, Alex, MEM	12	6	6	0	1.000	1	7	6	.538	0	0
SOLESKY, Chase, TLN	11	5	6	0	1.000	0	5	3	.625	0	0
BOWMAN, Andy, MEM	11	10	1	0	1.000	0	0	0	---	0	0
BJORNGJELD, Sam, TLN	10	3	7	0	1.000	0	10	5	.667	0	0
PIMENTEL, Juan, UCF	10	4	6	0	1.000	0	6	4	.600	0	0
ORNDORFF, David, CIN	8	3	5	0	1.000	0	3	6	.333	0	0
RAGSDALE, Carson, USF	8	8	0	0	1.000	0	1	0	1.000	0	0
TUCKER, Bryce, UCF	8	1	7	0	1.000	0	0	2	.000	0	0
Rajkowski, UCONN	8	2	6	0	1.000	0	0	1	.000	0	0
WARD, Thaddeus, UCF	8	2	6	0	1.000	0	0	2	.000	0	0
GILLIES, Keagan, TLN	7	2	5	0	1.000	0	5	0	1.000	0	0
SMITH, Tyler, ECU	7	1	6	0	1.000	0	1	1	.500	0	0
MOORE, Zack, ECU	7	6	1	0	1.000	0	0	0	---	0	0
HIGGINS, Michael, UCF	7	7	0	0	1.000	0	0	0	---	0	0
KROGER, Nathan, CIN	7	2	5	0	1.000	0	3	5	.375	0	0
KIRKPATRICK, Davis, ECU	7	3	4	0	1.000	0	2	0	1.000	0	0
RAMEY, Jordan, CIN	7	5	2	0	1.000	1	0	0	---	0	0
PETERSON, Bryce, UCF	7	6	1	0	1.000	0	0	0	---	0	0
BRIDGES, Matt, ECU	6	1	5	0	1.000	0	2	0	1.000	0	0
WASHER, Jake, ECU	6	6	0	0	1.000	0	1	0	1.000	1	0
SANTOS, Jordan, USF	6	6	0	0	1.000	0	1	0	1.000	1	0
INGLE, Joe, ECU	5	3	2	0	1.000	0	0	2	.000	0	0
OLASZ, A.J., CIN	5	3	2	0	1.000	0	0	1	.000	0	0
BOBO, Taylor, MEM	5	2	3	0	1.000	0	5	1	.833	0	0
SCHNAKE, Burton, TLN	5	3	2	0	1.000	0	5	1	.833	0	0
HAMMANS, Tristan, CIN	5	2	3	0	1.000	0	1	3	.250	0	0
HENRY, Carter, HOU	5	1	4	0	1.000	0	3	0	1.000	0	0
ROBINSON, Reese, CIN	5	3	2	0	1.000	0	4	1	.800	0	0
WOOD, Max, UCF	5	5	0	0	1.000	0	0	0	---	0	0
GALY, Alex, TLN	4	1	3	0	1.000	0	0	0	---	0	0
PRICE, Robert, TLN	4	0	4	0	1.000	0	3	2	.600	0	0
FARLEY, Michael, USF	4	3	1	0	1.000	0	6	1	.857	0	0
Bergmann, UCONN	4	4	0	0	1.000	0	0	0	---	1	0
BOND, Nolan, HOU	4	1	3	0	1.000	1	3	0	1.000	0	0
THOMPSON, Trent, UCF	4	1	3	0	1.000	1	4	0	1.000	0	0
HATHCOCK, Colton, MEM	4	0	4	0	1.000	1	6	3	.667	0	0

Player	c	po	a	e	fld%	dp	sba	csb	sba%	pb	ci
STRZELECKI, Peter, USF	4	0	4	0	1.000	0	8	5	.615	0	0
SMITH, Hunter, MEM	4	1	3	0	1.000	0	2	0	1.000	0	0
HEPPLE, Eric, UCF	4	0	4	0	1.000	0	1	0	1.000	0	0
ROWLAND, Matt, TLN	4	0	4	0	1.000	0	0	0	---	0	0
BAHR, Jason, UCF	4	2	2	0	1.000	0	6	1	.857	0	0
MATHEWS, Grant, TLN	4	4	0	0	1.000	0	0	0	---	0	0
Holmes, UCONN	3	0	3	0	1.000	0	0	0	---	0	0
EDWARDS, Tyler, ECU	3	3	0	0	1.000	0	0	0	---	0	0
HOGAN, Jack, TLN	3	1	2	0	1.000	0	4	0	1.000	0	0
METOXEN, Takoda, MEM	3	1	2	0	1.000	0	7	1	.875	0	0
MORREN, Tommy, MEM	3	1	2	0	1.000	0	2	1	.667	0	0
FAINTICH, Drew, UCF	2	0	2	0	1.000	0	1	0	1.000	0	0
Dandeneau, UCONN	2	1	1	0	1.000	0	2	1	.667	0	0
COLVIN, Clayton, CIN	2	1	1	0	1.000	0	1	2	.333	0	0
CAVALLARO, Joe, USF	2	2	0	0	1.000	0	0	0	---	0	0
ROHLOFF, Andrew, UCF	2	0	2	0	1.000	0	0	0	---	0	0
Zapata, UCONN	1	0	1	0	1.000	0	3	0	1.000	0	0
Rivera, UCONN	1	0	1	0	1.000	0	0	0	---	0	0
KIRSCH, Michael, TLN	1	1	0	0	1.000	0	0	0	---	0	0
Hintze, UCONN	1	1	0	0	1.000	0	0	0	---	0	0
CRUSE, Bryan, MEM	1	0	1	0	1.000	0	0	0	---	0	0
GARNER, Ryan, MEM	1	0	1	0	1.000	0	0	0	---	0	0
LOWE II, Doug, CIN	1	0	1	0	1.000	0	1	0	1.000	0	0
OAKLEY, Chris, TLN	1	1	0	0	1.000	0	0	1	.000	0	0
NODA, Ryan, CIN	458	436	21	1	.998	34	0	0	---	0	0
GENORD, Joe, USF	388	366	20	2	.995	33	0	0	---	0	0
Gnesda, UCONN	170	162	7	1	.994	14	0	0	---	0	0
WATKINS, Travis, ECU	502	456	43	3	.994	2	22	11	.667	12	0
DAVIS, Joe, HOU	299	285	12	2	.993	23	0	0	---	0	0
MONACY, Jordan, HOU	146	138	7	1	.993	5	0	0	---	0	0
GEORGE, Anthony, UCF	283	267	14	2	.993	2	17	6	.739	2	0
HARMAN, Bryce, ECU	260	242	16	2	.992	16	0	0	---	0	0
LOCKHART, Lael, HOU	233	213	18	2	.991	15	0	0	---	0	0
KAPLAN, Lex, TLN	105	102	2	1	.990	0	0	0	---	0	0
Krueger, UCONN	105	102	2	1	.990	0	0	0	---	0	0
THOMAS, Rylan, UCF	483	447	31	5	.990	39	1	0	1.000	0	0
TURNER,Trent, MEM	480	431	44	5	.990	36	0	0	---	0	0
BAKER, Dusty, ECU	88	85	2	1	.989	0	0	0	---	0	0
NEEL, Colton, MEM	83	74	8	1	.988	1	1	1	.500	0	0
DIETRICH, Tyler, USF	408	378	25	5	.988	2	33	15	.688	13	0
WEBB, Tyler, MEM	161	151	8	2	.988	1	0	0	---	0	0
MERCER, Jace, CIN	80	43	36	1	.988	10	0	0	---	0	0
HABERKORN, Treg, CIN	79	76	2	1	.987	0	0	0	---	0	0
WONG, Connor, HOU	470	404	60	6	.987	4	53	15	.779	16	0
SANTANA, Jason, MEM	465	398	61	6	.987	0	48	24	.667	6	1
BRICKHOUSE, Spencer, ECU	299	275	20	4	.987	24	0	0	---	0	0
Winkel, UCONN	280	258	18	4	.986	22	0	0	---	0	0
THOMAS, Joey, CIN	334	279	50	5	.985	0	32	27	.542	7	0
HAMBLIN, Luke, UCF	129	123	4	2	.984	1	0	0	---	0	0
CHATFIELD, Chris, USF	64	63	0	1	.984	0	0	0	---	0	0
THOMPSON, R.J., CIN	125	123	0	2	.984	0	0	0	---	0	0
PHILLIPS, Wes, ECU	61	46	14	1	.984	0	0	0	---	0	0
WILLSEY, Jake, TLN	302	132	165	5	.983	53	0	0	---	0	0
Susi, UCONN	480	434	38	8	.983	3	62	15	.805	9	0
MOTTICE, Kyle, CIN	180	61	116	3	.983	27	0	0	---	0	0
SANTIAGO, Eric, CIN	172	90	79	3	.983	21	0	0	---	0	0
WILLIAMS, Hunter, TLN	573	523	40	10	.983	61	0	0	---	0	0
GOZZO, Paul, TLN	285	241	39	5	.982	1	50	13	.794	14	1
WILLIAMS, Carlos, MEM	55	52	2	1	.982	0	0	0	---	0	0
BUMPASS, A.J., CIN	109	104	3	2	.982	0	0	0	---	0	0
Toppa, UCONN	54	53	0	1	.981	0	0	0	---	0	0
HOLLIS, Connor, HOU	318	113	199	6	.981	31	0	0	---	0	0
LEAL, Andres, USF	242	216	21	5	.979	4	16	6	.727	13	1

Player	c	po	a	e	fld%	dp	sba	csb	sba%	pb	ci
MONTES, Coco, USF	230	108	117	5	.978	27	0	0	---	0	0
BROWN, Grant, TLN	86	83	1	2	.977	0	0	0	---	0	0
Moriarty, UCONN	86	32	52	2	.977	6	0	0	---	0	0
WITHERSPOON, Grant, TLN	126	119	4	3	.976	2	0	0	---	0	0
McVEY, Connor, CIN	200	52	143	5	.975	12	0	0	---	0	0
Lambrecht, UCONN	39	14	24	1	.974	1	0	0	---	0	0
YORGEN, Charlie, ECU	266	106	152	8	.970	26	0	0	---	0	0
Feldstein, UCONN	96	88	5	3	.969	2	0	0	---	0	0
VAAGE, Nick, MEM	30	27	2	1	.967	0	0	0	---	0	0
MIKA, Matthew, UCF	266	100	157	9	.966	31	0	0	---	0	0
MARSH, Kyle, UCF	128	120	3	5	.961	0	0	0	---	0	0
WILLIAMS-SUTTON, D., ECU	51	48	1	2	.961	0	0	0	---	0	0
CARRIER, Chris, MEM	126	112	9	5	.960	1	0	0	---	0	0
SCHEINER, Jake, HOU	232	65	157	10	.957	21	0	0	---	0	0
BROWN, Turner, ECU	230	63	157	10	.957	29	0	0	---	0	0
KING, John, HOU	23	6	16	1	.957	2	8	4	.667	0	0
PADGETT, Grayson, HOU	68	64	1	3	.956	0	0	0	---	0	0
HENRICKSON, Drew, ECU	45	40	3	2	.956	1	0	0	---	0	0
TYLER, ERIC, ECU	156	37	112	7	.955	8	0	0	---	0	0
Hill, UCONN	107	41	61	5	.953	20	0	0	---	0	0
NOZICKA, Sam, MEM	64	57	4	3	.953	0	6	2	.750	3	1
GRUDZIELANEK, Brandon, MEM	213	90	113	10	.953	24	0	0	---	0	0
RODRIGUEZ, Manny, CIN	191	59	123	9	.953	20	0	0	---	0	0
GOZZO, Sal, TLN	191	64	118	9	.953	38	0	0	---	0	0
BOLKA, Luke, ECU	40	36	2	2	.950	0	0	0	---	0	0
BOZEMAN, Brennan, UCF	174	46	119	9	.948	22	0	0	---	0	0
GRIMSLEY, John, HOU	38	36	0	2	.947	0	0	0	---	0	0
ULLOM, Mitch, HOU	19	6	12	1	.947	0	9	6	.600	0	0
Yahn, UCONN	145	46	91	8	.945	5	0	0	---	0	0
MERRELL, Kevin, USF	198	69	118	11	.944	23	0	0	---	0	0
PUTNAM, Eli, UCF	90	85	0	5	.944	0	0	0	---	0	0
CROSBY, Drew, MEM	18	4	13	1	.944	0	8	6	.571	0	0
BOWLAN, Jonathan, MEM	18	3	14	1	.944	0	6	3	.667	0	0
HOWELL, Robby, UCF	18	8	9	1	.944	0	10	1	.909	0	0
TRELA, Alec, MEM	225	65	147	13	.942	21	0	0	---	0	0
SCHRITENTHAL, Zach, MEM	204	70	122	12	.941	17	0	0	---	0	0
CUMBIE, Trey, HOU	17	2	14	1	.941	1	7	4	.636	0	0
GELLINGER, Kam, UCF	184	43	130	11	.940	12	0	0	---	0	0
ARTIGUES, Jonathon, TLN	50	36	11	3	.940	1	11	3	.786	5	1
COLLETTI, Christian, TLN	16	3	12	1	.938	0	5	2	.714	0	0
PEREZ, J.T., CIN	15	1	13	1	.933	0	0	2	.000	0	0
McClanahan, Shane, USF	15	3	11	1	.933	1	14	1	.933	0	0
WILLIAMS, Chris, UCF	15	6	8	1	.933	0	1	3	.250	0	0
JULKS, Corey, HOU	89	79	4	6	.933	1	0	0	---	0	0
Prato, UCONN	222	89	118	15	.932	26	0	0	---	0	0
HOESE, Kody, TLN	99	28	64	7	.929	12	0	0	---	0	0
ROBERTS, D.J., USF	14	0	13	1	.929	1	3	2	.600	0	0
VILLAR, David, USF	138	34	94	10	.928	10	0	0	---	0	0
ELLIOTT, Jacob, MEM	27	25	0	2	.926	1	0	0	---	0	0
KULLMAN, A.J., CIN	13	4	8	1	.923	1	8	2	.800	0	0
TRIOLO, Jared, HOU	162	45	104	13	.920	9	0	0	---	0	0
HOPE, Hunter, TLN	134	28	95	11	.918	9	0	0	---	0	0
DeHART, Jarret, TLN	24	20	2	2	.917	0	0	0	---	0	0
ROMERO, Seth, HOU	12	3	8	1	.917	0	11	5	.688	0	0
Montgomerie, UCONN	12	4	7	1	.917	1	20	1	.952	0	0
PACKARD, Bryant, ECU	34	30	1	3	.912	0	0	0	---	0	0
BARBER, Nick, ECU	33	6	24	3	.909	3	0	0	---	0	0
FRANCE, J.P., TLN	22	6	14	2	.909	0	7	4	.636	0	0
COLDIRON, Cooper, HOU	63	21	36	6	.905	11	0	0	---	0	0
MORGAN, Brooks, UCF	21	6	13	2	.905	2	0	0	---	0	0
O'KEEFE, Kyle, MEM	30	7	20	3	.900	4	0	0	---	0	0
FLETCHER, Aaron, HOU	10	3	6	1	.900	0	3	2	.600	0	0
Feole, UCONN	18	2	14	2	.889	0	15	6	.714	0	0

Player	c	po	a	e	fld%	dp	sba	csb	sba%	pb	ci
Rossomando, UCONN	9	1	7	1	.889	0	10	3	.769	0	0
COVINGTON, West, ECU	9	4	4	1	.889	1	0	2	.000	0	0
Radue, UCONN	9	2	6	1	.889	0	5	2	.714	0	0
AGNOS, Jake, ECU	9	1	7	1	.889	0	5	4	.556	0	0
MASSEY, Ross, TLN	9	0	8	1	.889	1	4	3	.571	0	0
CHAMPION, Wendell, HOU	17	15	0	2	.882	0	0	0	---	0	0
SHERIDAN, Joseph, UCF	24	5	16	3	.875	1	6	0	1.000	0	0
LLOYD, Brady, ECU	8	6	1	1	.875	0	0	0	---	0	0
Russell, UCONN	8	2	5	1	.875	1	4	0	1.000	0	0
VALDES, Ryan, USF	8	3	4	1	.875	0	7	0	1.000	0	0
Poulin, UCONN	8	1	6	1	.875	1	6	2	.750	0	0
BENTON, Trey, ECU	15	4	9	2	.867	0	4	3	.571	0	0
HOLBA, Chris, ECU	14	0	12	2	.857	0	2	0	1.000	0	0
ETZEL, Landon, HOU	7	6	0	1	.857	0	0	0	---	0	0
CRILE, Ryan, UCF	53	12	33	8	.849	6	0	0	---	0	0
Cate, UCONN	13	2	9	2	.846	1	11	5	.688	0	0
SANDERS, Phoenix, USF	18	4	11	3	.833	0	3	8	.273	0	0
AUGUSTINE, Vince, CIN	6	4	1	1	.833	0	0	0	---	0	0
PULIDO, Joey, HOU	6	1	4	1	.833	0	5	1	.833	0	0
PEREZ, Andrew, USF	6	0	5	1	.833	1	4	2	.667	0	0
SCHEFTZ, Jordan, UCF	10	0	8	2	.800	0	4	0	1.000	0	0
Domnarski, UCONN	5	0	4	1	.800	0	1	1	.500	0	0
HENRICKSON,A, ECU	5	4	0	1	.800	0	0	0	---	0	0
LANIER, Sam, ECU	5	2	2	1	.800	0	0	0	---	0	0
SAVARESE, Mark, USF	5	2	2	1	.800	0	0	3	.000	0	0
YAGER, Noah, USF	5	0	4	1	.800	0	1	0	1.000	0	0
HURDSMAN, Brayson, HOU	5	2	2	1	.800	0	6	1	.857	0	0
ISSA, Brandon, TLN	5	1	3	1	.800	0	3	2	.600	0	0
Wallace, UCONN	5	0	4	1	.800	0	0	0	---	0	0
YOAKAM, Jarod, CIN	8	1	5	2	.750	0	1	3	.250	0	0
Nepiarsky, UCONN	4	0	3	1	.750	0	1	2	.333	0	0
ROSS, Ryan, ECU	4	0	3	1	.750	0	2	0	1.000	0	0
BENNETT, Blake, MEM	7	0	5	2	.714	0	1	2	.333	0	0
ZELLNER, Andrew, CIN	6	0	4	2	.667	0	4	4	.500	0	0
DENZ, Danny, MEM	7	0	4	3	.571	0	1	3	.250	0	0
ANDREWS, Ted, TLN	6	2	1	3	.500	1	12	1	.923	0	0
SULLIVAN, Collin, USF	2	1	0	1	.500	0	3	1	.750	0	0
CRABBE, Cam, USF	2	1	0	1	.500	0	0	0	---	0	0
MURPHY, Austin, UCF	2	1	0	1	.500	0	0	0	---	0	0
SCHIMMOELLER, Tanner, CIN	1	0	0	1	.000	0	1	1	.500	0	0
FUENTES, Rey, HOU	1	0	0	1	.000	0	0	0	---	0	0
MUSE, James, MEM	1	0	0	1	.000	0	2	2	.500	0	0
WALTON, Tyler, MEM	0	0	0	0	.000	0	1	0	1.000	0	0
SIMMONS, Clay, USF	0	0	0	0	.000	0	0	0	---	0	0
KELLER, Clayton, MEM	0	0	0	0	.000	0	0	0	---	0	0
KANADA, David, HOU	0	0	0	0	.000	0	0	0	---	0	0
JARRETT, Cal, CIN	0	0	0	0	.000	0	4	0	1.000	0	0
VOLIVA, Evan, ECU	0	0	0	0	.000	0	0	0	---	0	0
TURINO, Luke, CIN	0	0	0	0	.000	0	0	0	---	0	0
SMITH, Alex, MEM	0	0	0	0	.000	0	0	0	---	0	0
OLSON, Isaac, CIN	0	0	0	0	.000	0	2	0	1.000	0	0
SCHOLL, Campbell, UCF	0	0	0	0	.000	0	1	0	1.000	0	0
BORDERS, Luke, USF	0	0	0	0	.000	0	0	0	---	0	0
PEREZ, USF	0	0	0	0	.000	0	0	0	---	0	0
PEREZ, Andres, USF	0	0	0	0	.000	0	0	0	---	0	0
BERGREN, Jack, CIN	0	0	0	0	.000	0	0	1	.000	0	0
HOOD, Hunter, ECU	0	0	0	0	.000	0	0	0	---	0	0

Hitting minimums - 1 Games 75% of Games 1 AB 1 TPA 2.5 TPA/Game

Pitching minimums - 1 Games 1 IP 1 BF 1.0 IP/Game

American Athletic Conference Baseball
The American Batting Leaders (as of Jun 01, 2017)
(All games)

Hitting minimums - 1 Games 75% of Games 1 AB 1 TPA 2.5 TPA/Game
Pitching minimums - 1 Games 1 IP 1 BF 1.0 IP/Game

Batting avg		Slugging pct		On base pct	
1. MERRELL, Kevin-USF	.386	1. SCHEINER, Jake-HOU	.680	1. MERRELL, Kevin-USF	.468
2. WILLIAMS, Hunter-TLN	.357	2. CARRIER, Chris-MEM	.641	2. CARRIER, Chris-MEM	.438
3. THOMPSON, R.J.-CIN	.350	3. WILLIAMS, Hunter-TLN	.574	3. SCHEINER, Jake-HOU	.438
4. SCHEINER, Jake-HOU	.347	4. MERRELL, Kevin-USF	.569	4. YORGEN, Charlie-ECU	.438
5. TYLER, ERIC-ECU	.343	5. KAPLAN, Lex-TLN	.542	5. STUNKEL, Duke-USF	.427
6. WATKINS, Travis-ECU	.340	6. HOPE, Hunter-TLN	.538	6. THOMPSON, R.J.-CIN	.426
7. YORGEN, Charlie-ECU	.339	7. JULKS, Corey-HOU	.535	7. VILLAR, David-USF	.426
8. STUNKEL, Duke-USF	.335	8. DeHART, Jarret-TLN	.531	8. HAMBLIN, Luke-UCF	.424
9. BORDERS, Luke-USF	.333	9. THOMAS, Rylan-UCF	.527	9. KAPLAN, Lex-TLN	.424
10. CARRIER, Chris-MEM	.330	10. WATKINS, Travis-ECU	.526	10. BORDERS, Luke-USF	.421
Runs scored		Hits		Runs batted in	
1. WONG, Connor-HOU	57	1. WILLIAMS, Hunter-TLN	87	1. SCHEINER, Jake-HOU	57
2. Prato-UCONN	50	2. WATKINS, Travis-ECU	84	2. BORDERS, Luke-USF	53
3. YORGEN, Charlie-ECU	49	3. TYLER, ERIC-ECU	83	3. THOMAS, Rylan-UCF	52
4. WITHERSPOON, Grant-TLN	48	4. YORGEN, Charlie-ECU	78	4. MARSH, Kyle-UCF	51
SCHEINER, Jake-HOU	48	SCHEINER, Jake-HOU	78	5. CARRIER, Chris-MEM	50
PUTNAM, Eli-UCF	48	THOMPSON, R.J.-CIN	78	6. DeHART, Jarret-TLN	49
7. WATKINS, Travis-ECU	47	MERRELL, Kevin-USF	78	WATKINS, Travis-ECU	49
HAMBLIN, Luke-UCF	47	8. PUTNAM, Eli-UCF	77	8. VILLAR, David-USF	44
9. MERRELL, Kevin-USF	46	9. BORDERS, Luke-USF	75	TURNER, Trent-MEM	44
10. WILLIAMS, Hunter-TLN	45	10. WONG, Connor-HOU	74	DAVIS, Joe-HOU	44
Doubles		Triples		Home runs	
1. TRELIA, Alec-MEM	20	1. JULKS, Corey-HOU	6	1. SCHEINER, Jake-HOU	17
MARSH, Kyle-UCF	20	2. MARSH, Kyle-UCF	4	2. CARRIER, Chris-MEM	16
3. THOMPSON, R.J.-CIN	18	BUMPASS, A.J.-CIN	4	3. DeHART, Jarret-TLN	13
SCHEINER, Jake-HOU	18	Winkel-UCONN	4	THOMAS, Rylan-UCF	13
WILLIAMS, Hunter-TLN	18	MERRELL, Kevin-USF	4	HOPE, Hunter-TLN	13
6. Feldstein-UCONN	17	6. 7 tied at.....	3	6. WONG, Connor-HOU	11
KAPLAN, Lex-TLN	17			WILLIAMS, Hunter-TLN	11
TYLER, ERIC-ECU	17			8. WATKINS, Travis-ECU	10
9. 4 tied at.....	16			BRICKHOUSE, Spencer-ECU	10
				10. 4 tied at.....	9
Total bases		Walks		Hit by pitch	
1. SCHEINER, Jake-HOU	153	1. HAMBLIN, Luke-UCF	45	1. NODA, Ryan-CIN	12
2. WILLIAMS, Hunter-TLN	140	2. VILLAR, David-USF	39	YORGEN, Charlie-ECU	12
3. CARRIER, Chris-MEM	132	3. BORDERS, Luke-USF	35	CARRIER, Chris-MEM	12
4. WATKINS, Travis-ECU	130	4. KAPLAN, Lex-TLN	34	HOLLIS, Connor-HOU	12
5. WONG, Connor-HOU	125	BOWMAN, Andy-MEM	34	SCHEINER, Jake-HOU	12
6. PUTNAM, Eli-UCF	121	6. JULKS, Corey-HOU	33	6. PUTNAM, Eli-UCF	10
7. THOMAS, Rylan-UCF	119	BUMPASS, A.J.-CIN	33	ZECH, Garrett-USF	10
8. TYLER, ERIC-ECU	118	NODA, Ryan-CIN	33	8. GELLINGER, Kam-UCF	9
9. MERRELL, Kevin-USF	115	9. THOMPSON, R.J.-CIN	31	SCHRITENTHAL, Zach-MEM	9
MARSH, Kyle-UCF	115	10. 2 tied at.....	30	TURNER, Trent-MEM	9
Sac bunts		Sac flies		Stolen bases	
1. BROWN, Turner-ECU	11	1. THOMAS, Joey-CIN	7	1. MIKA, Matthew-UCF	25
Krueger-UCONN	11	2. TURNER, Trent-MEM	5	WONG, Connor-HOU	25
3. HOLLIS, Connor-HOU	9	3. BORDERS, Luke-USF	4	3. HAMBLIN, Luke-UCF	19
4. SANTANA, Jason-MEM	8	JULKS, Corey-HOU	4	4. MERRELL, Kevin-USF	18
SCHRITENTHAL, Zach-MEM	8	BOWMAN, Andy-MEM	4	5. ZECH, Garrett-USF	17
6. LOCKHART, Lael-HOU	7	Yahn-UCONN	4	6. PUTNAM, Eli-UCF	16
ZECH, Garrett-USF	7	BOLKA, Luke-ECU	4	7. McVEY, Connor-CIN	14
SANTIAGO, Eric-CIN	7	DeHART, Jarret-TLN	4	JULKS, Corey-HOU	14
9. Stefanski-UCONN	6	WATKINS, Travis-ECU	4	Prato-UCONN	14
MOTTICE, Kyle-CIN	6	TRELIA, Alec-MEM	4	10. Winkel-UCONN	11

Total plate appearances	
1. WONG, Connor-HOU	287
2. YORGEN, Charlie-ECU	275
3. HAMBLIN, Luke-UCF	273
4. PUTNAM, Eli-UCF	272
5. TYLER, ERIC-ECU	270
6. WATKINS, Travis-ECU	269
7. TRELIA, Alec-MEM	267
8. BORDERS, Luke-USF	266
9. WILLIAMS, Hunter-TLN	265
SCHEINER, Jake-HOU	265

Strikeouts	
1. THOMAS, Rylan-UCF	82
2. PUTNAM, Eli-UCF	69
3. NODA, Ryan-CIN	68
4. DeHART, Jarret-TLN	66
5. WILLSEY, Jake-TLN	64
6. HOPE, Hunter-TLN	59
7. ZECH, Garrett-USF	57
BRICKHOUSE, Spencer-ECU	57
9. Feldstein-UCONN	56
10. VILLAR, David-USF	55

At bats	
1. WONG, Connor-HOU	249
2. WATKINS, Travis-ECU	247
3. WILLIAMS, Hunter-TLN	244
4. TYLER, ERIC-ECU	242
5. PUTNAM, Eli-UCF	240
6. MONTES, Coco-USF	233
7. TRELIA, Alec-MEM	232
8. YORGEN, Charlie-ECU	230
9. DAVIS, Joe-HOU	229
10. Prato-UCONN	228

Caught stealing	
1. BUMPASS, A.J.-CIN	6
Prato-UCONN	6
SCHRITENTHAL, Zach-MEM	6
4. THOMPSON, R.J.-CIN	5
JULKS, Corey-HOU	5
BOLKA, Luke-ECU	5
7. 7 tied at.....	4

Steal attempts	
1. WONG, Connor-HOU	29
2. MIKA, Matthew-UCF	27
3. HAMBLIN, Luke-UCF	22
MERRELL, Kevin-USF	22
5. ZECH, Garrett-USF	20
Prato-UCONN	20
7. JULKS, Corey-HOU	19
8. McVEY, Connor-CIN	18
9. PUTNAM, Eli-UCF	17
10. SCHRITENTHAL, Zach-MEM	15

Grounded into DP	
1. DAVIS, Joe-HOU	10
2. TYLER, ERIC-ECU	8
WILLIAMS, Hunter-TLN	8
4. GENORD, Joe-USF	7
TRIOLO, Jared-HOU	7
WATKINS, Travis-ECU	7
7. 5 tied at.....	6

American Athletic Conference Baseball
The American Pitching Leaders (as of Jun 01, 2017)
(All games)

Hitting minimums - 1 Games 75% of Games 1 AB 1 TPA 2.5 TPA/Game
Pitching minimums - 1 Games 1 IP 1 BF 1.0 IP/Game

Earned run avg		Opposing bat avg		Innings pitched	
1. CUMBIE, Trey-HOU	1.88	1. McClanahan, Shane-USF	.185	1. FRANCE, J.P.-TLN	96.0
2. STRZELECKI, Peter-USF	2.42	2. WILLIAMS, Chris-UCF	.209	HOWELL, Robby-UCF	96.0
3. WILLIAMS, Chris-UCF	2.43	3. STRZELECKI, Peter-USF	.222	CUMBIE, Trey-HOU	96.0
4. KING, John-HOU	2.99	4. CUMBIE, Trey-HOU	.226	4. ULLOM, Mitch-HOU	91.1
5. SANDERS, Phoenix-USF	3.00	5. HOWELL, Robby-UCF	.227	5. SANDERS, Phoenix-USF	90.0
6. AGNOS, Jake-ECU	3.22	6. BENTON, Trey-ECU	.231	6. Montgomerie-UCONN	89.1
7. SHERIDAN, Joseph-UCF	3.25	7. BOWLAN, Jonathan-MEM	.235	7. CROSBY, Drew-MEM	87.0
8. McClanahan, Shane-USF	3.28	8. KULLMAN, A.J.-CIN	.241	8. MERRILL, Corey-TLN	85.1
9. Cate-UCONN	3.33	9. AGNOS, Jake-ECU	.242	9. BOWLAN, Jonathan-MEM	84.0
10. Feole-UCONN	3.38	10. SANDERS, Phoenix-USF	.247	10. Feole-UCONN	82.2
Batters struck out		Batters SO out looking		Wins	
1. Montgomerie-UCONN	116	1. SANDERS, Phoenix-USF	44	1. HOWELL, Robby-UCF	10
2. McClanahan, Shane-USF	104	2. Montgomerie-UCONN	35	CUMBIE, Trey-HOU	10
3. SANDERS, Phoenix-USF	102	3. McClanahan, Shane-USF	34	SHERIDAN, Joseph-UCF	10
Cate-UCONN	102	4. Cate-UCONN	32	4. VALDES, Ryan-USF	9
5. HOWELL, Robby-UCF	90	5. HICKS, Alex-MEM	28	5. KING, John-HOU	7
6. BAHR, Jason-UCF	89	6. BOWLAN, Jonathan-MEM	26	Feole-UCONN	7
7. ROMERO, Seth-HOU	85	7. CUMBIE, Trey-HOU	24	7. 7 tied at.....	6
8. CUMBIE, Trey-HOU	80	8. STRZELECKI, Peter-USF	22		
9. BOWLAN, Jonathan-MEM	78	BAHR, Jason-UCF	22		
10. 2 tied at.....	75	10. 4 tied at.....	20		
Saves		Appearances		Games started	
1. Russell-UCONN	14	1. BRIDGES, Matt-ECU	34	1. SANDERS, Phoenix-USF	15
2. HATHCOCK, Colton-MEM	11	2. CAVALLARO, Joe-USF	29	FRANCE, J.P.-TLN	15
COLLETTI, Christian-TLN	11	BENNETT, Blake-MEM	29	CROSBY, Drew-MEM	15
4. TUCKER, Bryce-UCF	9	4. LANIER, Sam-ECU	27	Montgomerie-UCONN	15
5. FLETCHER, Aaron-HOU	8	COLLETTI, Christian-TLN	27	ULLOM, Mitch-HOU	15
6. ORNDORFF, David-CIN	7	SMITH, Tyler-ECU	27	HOWELL, Robby-UCF	15
7. PEREZ, Andrew-USF	6	7. SCHEFTZ, Jordan-UCF	26	7. 7 tied at.....	14
8. CAVALLARO, Joe-USF	5	WARD, Thaddeus-UCF	26		
9. 4 tied at.....	2	HATHCOCK, Colton-MEM	26		
		TUCKER, Bryce-UCF	26		
Games finished		Games in relief		Sac bunts allowed	
1. Russell-UCONN	21	1. BRIDGES, Matt-ECU	34	1. ROMERO, Seth-HOU	8
HATHCOCK, Colton-MEM	21	2. CAVALLARO, Joe-USF	29	Radue-UCONN	8
TUCKER, Bryce-UCF	21	3. BENNETT, Blake-MEM	28	3. COLLETTI, Christian-TLN	7
4. PEREZ, Andrew-USF	19	4. COLLETTI, Christian-TLN	27	McClanahan, Shane-USF	7
5. COLLETTI, Christian-TLN	18	LANIER, Sam-ECU	27	ULLOM, Mitch-HOU	7
6. BRIDGES, Matt-ECU	16	6. TUCKER, Bryce-UCF	26	6. 6 tied at.....	6
7. FLETCHER, Aaron-HOU	15	SCHEFTZ, Jordan-UCF	26		
8. KULLMAN, A.J.-CIN	13	8. Radue-UCONN	25		
PULIDO, Joey-HOU	13	WARD, Thaddeus-UCF	25		
10. CAVALLARO, Joe-USF	12	SMITH, Tyler-ECU	25		
Sac flies allowed		Losses		Runners picked off	
1. Rajkowski-UCONN	4	1. MASSEY, Ross-TLN	8	1. WONG, Connor-HOU	6
SOLESKY, Chase-TLN	4	2. KULLMAN, A.J.-CIN	7	HOLBA, Chris-ECU	6
KING, John-HOU	4	PEREZ, J.T.-CIN	7	3. KRUCZYNSKI, Evan-ECU	4
HURDSMAN, Brayson-HOU	4	4. MERRILL, Corey-TLN	5	4. ROMERO, Seth-HOU	3
BOWLAN, Jonathan-MEM	4	HICKS, Alex-MEM	5	ALLDRED, Cam-CIN	3
6. 13 tied at.....	3	FRANCE, J.P.-TLN	5	WATKINS, Travis-ECU	3
		ZELLNER, Andrew-CIN	5	WOLFE, Jacob-ECU	3
		ROMERO, Seth-HOU	5	Cate-UCONN	3
		BOWLAN, Jonathan-MEM	5	CUMBIE, Trey-HOU	3
		PIMENTEL, Juan-UCF	5	10. 11 tied at.....	2

Wild pitches		
1. ANDREWS, Ted-TLN		14
2. McClanahan, Shane-USF		9
3. BOWLAN, Jonathan-MEM		8
4. 8 tied at.....		7

Balks		
1. Montgomerie-UCONN		3
Feole-UCONN		3
DENZ, Danny-MEM		3
4. 8 tied at.....		2

Hit batters		
1. ZELLNER, Andrew-CIN		19
2. HICKS, Alex-MEM		17
3. BENTON, Trey-ECU		10
4. ANDREWS, Ted-TLN		8
KRUCZYNSKI, Evan-ECU		8
SMITH, Tyler-ECU		8
Feole-UCONN		8
MERRILL, Corey-TLN		8
9. 9 tied at.....		7

Intentional BB allowed		
1. PEREZ, J.T.-CIN		4
KULLMAN, A.J.-CIN		4
3. HATHCOCK, Colton-MEM		3
BRIDGES, Matt-ECU		3
5. HURDSMAN, Brayson-HOU		2
ANDREWS, Ted-TLN		2
ISSA, Brandon-TLN		2
8. 22 tied at.....		1

Hits allowed		
1. McClanahan, Shane-USF		48
2. KULLMAN, A.J.-CIN		54
3. STRZELECKI, Peter-USF		55
4. WILLIAMS, Chris-UCF		56
5. AGNOS, Jake-ECU		58
6. ZELLNER, Andrew-CIN		61
7. BENTON, Trey-ECU		62
8. ORNDORFF, David-CIN		66
9. BOWLAN, Jonathan-MEM		72
10. SOLESKY, Chase-TLN		73

Runs allowed		
1. CUMBIE, Trey-HOU		26
ORNDORFF, David-CIN		26
3. WILLIAMS, Chris-UCF		27
4. SHERIDAN, Joseph-UCF		28
5. McClanahan, Shane-USF		30
6. AGNOS, Jake-ECU		31
7. KING, John-HOU		33
STRZELECKI, Peter-USF		33
9. SANDERS, Phoenix-USF		36
Feole-UCONN		36

Earned runs allowed		
1. STRZELECKI, Peter-USF		18
2. WILLIAMS, Chris-UCF		20
CUMBIE, Trey-HOU		20
4. AGNOS, Jake-ECU		23
5. ORNDORFF, David-CIN		24
6. KING, John-HOU		25
7. SHERIDAN, Joseph-UCF		26
8. McClanahan, Shane-USF		27
9. Cate-UCONN		28
10. SOLESKY, Chase-TLN		29

Walks allowed		
1. KING, John-HOU		10
2. CUMBIE, Trey-HOU		13
3. ORNDORFF, David-CIN		15
4. WILLIAMS, Chris-UCF		18
5. BENTON, Trey-ECU		19
ALEXANDER, Connor-MEM		19
7. PIMENTEL, Juan-UCF		20
8. SANDERS, Phoenix-USF		23
9. SHERIDAN, Joseph-UCF		24
10. HICKS, Alex-MEM		25

Doubles allowed		
1. KULLMAN, A.J.-CIN		7
2. STRZELECKI, Peter-USF		8
AGNOS, Jake-ECU		8
4. BENTON, Trey-ECU		9
5. SHERIDAN, Joseph-UCF		10
HICKS, Alex-MEM		10
Montgomerie-UCONN		10
8. McClanahan, Shane-USF		12
Feole-UCONN		12
10. ALEXANDER, Connor-MEM		13

Triples allowed		
1. MERRILL, Corey-TLN		0
ULLOM, Mitch-HOU		0
CUMBIE, Trey-HOU		0
ORNDORFF, David-CIN		0
HOWELL, Robby-UCF		0
KING, John-HOU		0
WILLIAMS, Chris-UCF		0
BENTON, Trey-ECU		0
9. KULLMAN, A.J.-CIN		1
STRZELECKI, Peter-USF		1

Home runs allowed		
1. Feole-UCONN		1
2. SHERIDAN, Joseph-UCF		3
SOLESKY, Chase-TLN		3
STRZELECKI, Peter-USF		3
AGNOS, Jake-ECU		3
6. McClanahan, Shane-USF		4
Montgomerie-UCONN		4
KING, John-HOU		4
WILLIAMS, Chris-UCF		4
BOWLAN, Jonathan-MEM		4

American Athletic Conference Baseball
The American Pitching Analysis Leaders (as of Jun 01, 2017)
(All games)

Hitting minimums - 1 Games 75% of Games 1 AB 1 TPA 2.5 TPA/Game
Pitching minimums - 1 Games 1 IP 1 BF 1.0 IP/Game

B/avg vs left		B/avg vs right		B/avg vs leadoff	
1. Feole-UCONN	.160	1. McClanahan, Shane-USF	.179	1. STRZELECKI, Peter-USF	.211
2. Cate-UCONN	.184	2. HOWELL, Robby-UCF	.195	2. WILLIAMS, Chris-UCF	.243
3. SANDERS, Phoenix-USF	.188	3. STRZELECKI, Peter-USF	.200	3. HOWELL, Robby-UCF	.255
4. AGNOS, Jake-ECU	.200	4. WILLIAMS, Chris-UCF	.213	4. KULLMAN, A.J.-CIN	.268
5. WILLIAMS, Chris-UCF	.203	5. BENTON, Trey-ECU	.215	5. CUMBIE, Trey-HOU	.276
6. McClanahan, Shane-USF	.207	6. CUMBIE, Trey-HOU	.218	6. PEREZ, J.T.-CIN	.277
7. ZELLNER, Andrew-CIN	.209	7. KULLMAN, A.J.-CIN	.222	7. BOWLAN, Jonathan-MEM	.287
8. PEREZ, J.T.-CIN	.228	8. SOLESKY, Chase-TLN	.230	8. BENTON, Trey-ECU	.295
9. ULLOM, Mitch-HOU	.228	9. MERRILL, Corey-TLN	.230	9. Montgomerie-UCONN	.298
10. BOWLAN, Jonathan-MEM	.233	10. Montgomerie-UCONN	.233	10. ULLOM, Mitch-HOU	.303
B/avg w/2 outs		B/avg w/runners		Fly ball outs	
1. McClanahan, Shane-USF	.171	1. Cate-UCONN	.208	1. FRANCE, J.P.-TLN	102
2. WILLIAMS, Chris-UCF	.172	2. CUMBIE, Trey-HOU	.209	2. CUMBIE, Trey-HOU	101
3. FRANCE, J.P.-TLN	.202	3. SHERIDAN, Joseph-UCF	.221	3. CROSBY, Drew-MEM	98
4. BOWLAN, Jonathan-MEM	.211	4. AGNOS, Jake-ECU	.223	4. STRZELECKI, Peter-USF	86
5. KULLMAN, A.J.-CIN	.219	5. BOWLAN, Jonathan-MEM	.223	5. Montgomerie-UCONN	83
6. CUMBIE, Trey-HOU	.226	6. McClanahan, Shane-USF	.230	6. SOLESKY, Chase-TLN	82
7. Cate-UCONN	.227	7. BENTON, Trey-ECU	.242	7. Feole-UCONN	81
KING, John-HOU	.227	8. HOWELL, Robby-UCF	.248	8. HICKS, Alex-MEM	77
9. ZELLNER, Andrew-CIN	.230	9. WILLIAMS, Chris-UCF	.252	9. WILLIAMS, Chris-UCF	76
10. PIMENTEL, Juan-UCF	.234	10. Feole-UCONN	.254	10. HOWELL, Robby-UCF	74
Ground ball outs		Fly/Ground outs		Ground/Fly outs	
1. ULLOM, Mitch-HOU	139	1. STRZELECKI, Peter-USF	1.95	1. ULLOM, Mitch-HOU	1.96
2. HOWELL, Robby-UCF	117	2. AGNOS, Jake-ECU	1.61	2. KING, John-HOU	1.89
KING, John-HOU	117	3. HICKS, Alex-MEM	1.48	3. SHERIDAN, Joseph-UCF	1.87
4. PEREZ, J.T.-CIN	105	4. Montgomerie-UCONN	1.41	4. PEREZ, J.T.-CIN	1.72
MERRILL, Corey-TLN	105	5. CROSBY, Drew-MEM	1.23	5. KULLMAN, A.J.-CIN	1.63
6. FRANCE, J.P.-TLN	97	6. SOLESKY, Chase-TLN	1.15	6. HOWELL, Robby-UCF	1.58
7. CUMBIE, Trey-HOU	92	7. CUMBIE, Trey-HOU	1.10	7. BENTON, Trey-ECU	1.50
8. BOWLAN, Jonathan-MEM	91	8. Feole-UCONN	1.07	8. MERRILL, Corey-TLN	1.44
9. 3 tied at.....	88	9. PIMENTEL, Juan-UCF	1.06	9. BOWLAN, Jonathan-MEM	1.38
		10. FRANCE, J.P.-TLN	1.05	10. Cate-UCONN	1.37
Fly outs/game		Ground outs/game			
1. STRZELECKI, Peter-USF	11.55	1. KING, John-HOU	13.98		
2. SOLESKY, Chase-TLN	10.85	2. ULLOM, Mitch-HOU	13.70		
3. HICKS, Alex-MEM	10.66	3. KULLMAN, A.J.-CIN	12.38		
4. PIMENTEL, Juan-UCF	10.18	4. PEREZ, J.T.-CIN	12.22		
5. CROSBY, Drew-MEM	10.14	5. MERRILL, Corey-TLN	11.07		
6. AGNOS, Jake-ECU	9.93	6. SHERIDAN, Joseph-UCF	11.00		
7. ORNDORFF, David-CIN	9.81	7. HOWELL, Robby-UCF	10.97		
8. ZELLNER, Andrew-CIN	9.74	8. ALEXANDER, Connor-MEM	10.90		
9. FRANCE, J.P.-TLN	9.56	9. WILLIAMS, Chris-UCF	10.70		
10. CUMBIE, Trey-HOU	9.47	10. BENTON, Trey-ECU	9.89		

American Athletic Conference Baseball
The American Fielding Leaders (as of Jun 01, 2017)
(All games)

Hitting minimums - 1 Games 75% of Games
Pitching minimums - 1 Games 1 IP 1 BF 1.0 IP/Game

Fielding pct		Chances		Putouts	
1. ZECH, Garrett-USF	1.000	1. WILLIAMS, Hunter-TLN	573	1. WILLIAMS, Hunter-TLN	523
2. STUNKEL, Duke-USF	1.000	2. WATKINS, Travis-ECU	502	2. WATKINS, Travis-ECU	456
Stefanski-UCONN	1.000	3. THOMAS, Rylan-UCF	483	3. THOMAS, Rylan-UCF	447
BOWMAN, Andy-MEM	1.000	4. TURNER,Trent-MEM	480	4. NODA, Ryan-CIN	436
5. NODA, Ryan-CIN	.998	Susi-UCONN	480	5. Susi-UCONN	434
6. GENORD, Joe-USF	.995	6. WONG, Connor-HOU	470	6. TURNER,Trent-MEM	431
7. Gnesda-UCONN	.994	7. SANTANA, Jason-MEM	465	7. WONG, Connor-HOU	404
8. WATKINS, Travis-ECU	.994	8. NODA, Ryan-CIN	458	8. SANTANA, Jason-MEM	398
9. DAVIS, Joe-HOU	.993	9. DIETRICH, Tyler-USF	408	9. DIETRICH, Tyler-USF	378
10. LOCKHART, Lael-HOU	.991	10. GENORD, Joe-USF	388	10. GENORD, Joe-USF	366
Assists		Fielding double plays		Passed balls	
1. HOLLIS, Connor-HOU	199	1. WILLIAMS, Hunter-TLN	61	1. WONG, Connor-HOU	16
2. WILLSEY, Jake-TLN	165	2. WILLSEY, Jake-TLN	53	2. GOZZO, Paul-TLN	14
3. MIKA, Matthew-UCF	157	3. THOMAS, Rylan-UCF	39	3. DIETRICH, Tyler-USF	13
BROWN, Turner-ECU	157	4. GOZZO, Sal-TLN	38	LEAL, Andres-USF	13
SCHEINER, Jake-HOU	157	5. TURNER,Trent-MEM	36	5. WATKINS, Travis-ECU	12
6. YORGEN, Charlie-ECU	152	6. NODA, Ryan-CIN	34	6. Susi-UCONN	9
7. TRELIA, Alec-MEM	147	7. GENORD, Joe-USF	33	7. THOMAS, Joey-CIN	7
8. McVEY, Connor-CIN	143	8. MIKA, Matthew-UCF	31	8. SANTANA, Jason-MEM	6
9. GELLINGER, Kam-UCF	130	HOLLIS, Connor-HOU	31	9. ARTIGUES, Jonathon-TLN	5
10. RODRIGUEZ, Manny-CIN	123	10. BROWN, Turner-ECU	29	10. 3 tied at.....	3
Catchers interference		Steal attempts against		Stolen bases against	
1. LEAL, Andres-USF	1	1. Susi-UCONN	77	1. Susi-UCONN	62
ARTIGUES, Jonathon-TLN	1	2. SANTANA, Jason-MEM	72	2. WONG, Connor-HOU	53
SANTANA, Jason-MEM	1	3. WONG, Connor-HOU	68	3. GOZZO, Paul-TLN	50
NOZICKA, Sam-MEM	1	4. GOZZO, Paul-TLN	63	4. SANTANA, Jason-MEM	48
GOZZO, Paul-TLN	1	5. THOMAS, Joey-CIN	59	5. DIETRICH, Tyler-USF	33
		6. DIETRICH, Tyler-USF	48	6. THOMAS, Joey-CIN	32
		7. WATKINS, Travis-ECU	33	7. WATKINS, Travis-ECU	22
		8. HEISER, Logan-UCF	26	HEISER, Logan-UCF	22
		9. GEORGE, Anthony-UCF	23	9. Montgomerie-UCONN	20
		10. 2 tied at.....	22	10. GEORGE, Anthony-UCF	17
Caught stealing by		Errors			
1. THOMAS, Joey-CIN	27	1. Prato-UCONN	15		
2. SANTANA, Jason-MEM	24	2. TRIOLO, Jared-HOU	13		
3. DIETRICH, Tyler-USF	15	TRELIA, Alec-MEM	13		
Susi-UCONN	15	4. SCHRITENTHAL, Zach-MEM	12		
WONG, Connor-HOU	15	5. MERRELL, Kevin-USF	11		
6. GOZZO, Paul-TLN	13	GELLINGER, Kam-UCF	11		
7. WATKINS, Travis-ECU	11	HOPE, Hunter-TLN	11		
8. SANDERS, Phoenix-USF	8	8. 5 tied at.....	10		
MONTALBANO, Jeremy-TLN	8				
10. 8 tied at.....	6				

American Athletic Conference Baseball
The American Overall Statistics (as of Jun 01, 2017)
(All games Sorted by Batting avg)

Team	avg	g	ab	r	h	2b	3b	hr	rbi	tb	slg%	bb	hp	so	gdp	ob%	sf	sh	sb-att	po	a	e	fld%
East Carolina	.291	60	2067	358	601	102	10	56	323	891	.431	231	67	433	35	.376	25	28	56-82	1609	643	58	.975
Houston	.290	59	1979	373	573	92	25	55	331	880	.445	254	70	364	54	.386	19	38	80-97	1562	685	68	.971
USF	.287	58	1985	339	570	111	13	45	305	842	.424	274	51	457	43	.385	16	22	45-62	1564	468	50	.976
UCF	.281	60	2058	383	579	111	17	49	341	871	.423	225	69	458	31	.368	18	26	106-122	1621	598	66	.971
Tulane	.266	58	1945	313	518	109	7	70	301	851	.438	221	35	528	36	.349	17	15	46-69	1533	636	66	.970
Memphis	.265	59	2013	344	533	115	8	52	314	820	.407	247	71	436	22	.361	27	35	53-78	1592	613	72	.968
UConn	.257	58	1949	287	500	98	16	19	251	687	.352	187	42	369	20	.332	16	44	60-80	1541	511	61	.971
Cincinnati	.251	58	1905	290	478	109	15	30	259	707	.371	210	48	426	21	.337	21	46	69-92	1531	652	40	.982
Totals	.274	470	15901	2687	4352	847	111	376	2425	6549	.412	1849	453	3471	262	.362	159	254	515-682	1255	4806	481	.973

CI - Tulane 2, Memphis 2, USF 1.

(All games Sorted by Earned run avg)

Team	era	w-l	g	cg	sho	sv	ip	h	r	er	bb	so	2b	3b	hr	b/avg	wp	hp	bk	sfa	sha
UCF	3.01	40-20	60	2	5/4	11	540.1	457	215	181	193	535	80	7	32	.227	29	38	8	13	23
USF	3.25	41-17	58	2	2/1	12	521.1	443	233	188	211	599	81	9	35	.228	41	28	5	8	21
Houston	3.37	40-19	59	7	5/2	11	520.2	516	246	195	134	420	99	5	37	.258	20	37	6	11	28
UConn	3.84	33-25	58	1	4/3	17	513.2	496	259	219	239	575	88	11	30	.255	52	41	13	18	32
East Carolina	4.30	32-28	60	0	6/6	6	536.1	527	303	256	201	466	98	10	39	.259	38	70	8	14	37
Cincinnati	4.99	28-30	58	0	1/1	11	510.1	523	312	283	228	316	124	12	49	.268	44	79	6	15	23
Memphis	5.12	30-29	59	0	1/1	15	530.2	585	358	302	238	458	113	14	48	.284	60	54	7	25	28
Tulane	5.72	27-31	58	0	2/2	15	511.0	555	385	325	318	334	118	4	46	.282	57	59	4	23	36
Totals	4.19	271-199	470	12	26/20	98	4184.1	4102	2311	1949	1762	3703	801	72	316	.258	341	406	57	127	228

PB - USF 27, Tulane 19, Houston 17, ECU 13, UConn 13, Memphis 9, CIN 8, UCF 5. Pickoffs - ECU 21, Houston 19, UConn 13, UCF 10, Memphis 8, CIN 6, USF 2, Tulane 2.

(All games Sorted by Fielding pct)

Team	c	po	a	e	fld%	dp	sba	csb	sba%	pb	ci
Cincinnati	2223	1531	652	40	.982	49	34	32	.515	8	0
USF	2082	1564	468	50	.976	38	50	23	.685	27	1
East Carolina	2310	1609	643	58	.975	44	23	15	.605	13	0
UConn	2113	1541	511	61	.971	38	78	24	.765	13	0
UCF	2285	1621	598	66	.971	41	41	13	.759	5	0
Houston	2315	1562	685	68	.971	47	57	24	.704	17	0
Tulane	2235	1533	636	66	.970	65	70	28	.714	19	2
Memphis	2277	1592	613	72	.968	43	54	30	.643	9	2
Totals	17840	12553	4806	481	.973	365	407	189	.683	111	5

American Athletic Conference Baseball
The American Batting Leaders (as of Jun 01, 2017)
(All games)

Hitting minimums - 1 Games 75% of Games 1 AB 1 TPA 2.5 TPA/Game
Pitching minimums - 1 Games 1 IP 1 BF 1.0 IP/Game

Batting avg		Slugging pct		On base pct	
1. East Carolina	.291	1. Houston	.445	1. Houston	.386
2. Houston	.290	2. Tulane	.438	2. USF	.385
3. USF	.287	3. East Carolina	.431	3. East Carolina	.376
4. UCF	.281	4. USF	.424	4. UCF	.368
5. Tulane	.266	5. UCF	.423	5. Memphis	.361
6. Memphis	.265	6. Memphis	.407	6. Tulane	.349
7. UConn	.257	7. Cincinnati	.371	7. Cincinnati	.337
8. Cincinnati	.251	8. UConn	.352	8. UConn	.332
Runs scored		Hits		Runs batted in	
1. UCF	383	1. East Carolina	601	1. UCF	341
2. Houston	373	2. UCF	579	2. Houston	331
3. East Carolina	358	3. Houston	573	3. East Carolina	323
4. Memphis	344	4. USF	570	4. Memphis	314
5. USF	339	5. Memphis	533	5. USF	305
6. Tulane	313	6. Tulane	518	6. Tulane	301
7. Cincinnati	290	7. UConn	500	7. Cincinnati	259
8. UConn	287	8. Cincinnati	478	8. UConn	251
Doubles		Triples		Home runs	
1. Memphis	115	1. Houston	25	1. Tulane	70
2. USF	111	2. UCF	17	2. East Carolina	56
UCF	111	3. UConn	16	3. Houston	55
4. Tulane	109	4. Cincinnati	15	4. Memphis	52
Cincinnati	109	5. USF	13	5. UCF	49
6. East Carolina	102	6. East Carolina	10	6. USF	45
7. UConn	98	7. Memphis	8	7. Cincinnati	30
8. Houston	92	8. Tulane	7	8. UConn	19
Total bases		Total plate appearances		At bats	
1. East Carolina	891	1. East Carolina	2418	1. East Carolina	2067
2. Houston	880	2. UCF	2396	2. UCF	2058
3. UCF	871	3. Memphis	2393	3. Memphis	2013
4. Tulane	851	4. Houston	2361	4. USF	1985
5. USF	842	5. USF	2348	5. Houston	1979
6. Memphis	820	6. UConn	2239	6. UConn	1949
7. Cincinnati	707	7. Cincinnati	2234	7. Tulane	1945
8. UConn	687	8. Tulane	2233	8. Cincinnati	1905
Walks		Hit by pitch		Strikeouts	
1. USF	274	1. Memphis	71	1. Tulane	528
2. Houston	254	2. Houston	70	2. UCF	458
3. Memphis	247	3. UCF	69	3. USF	457
4. East Carolina	231	4. East Carolina	67	4. Memphis	436
5. UCF	225	5. USF	51	5. East Carolina	433
6. Tulane	221	6. Cincinnati	48	6. Cincinnati	426
7. Cincinnati	210	7. UConn	42	7. UConn	369
8. UConn	187	8. Tulane	35	8. Houston	364
Sac bunts		Sac flies		Stolen bases	
1. Cincinnati	46	1. Memphis	27	1. UCF	106
2. UConn	44	2. East Carolina	25	2. Houston	80
3. Houston	38	3. Cincinnati	21	3. Cincinnati	69
4. Memphis	35	4. Houston	19	4. UConn	60
5. East Carolina	28	5. UCF	18	5. East Carolina	56
6. UCF	26	6. Tulane	17	6. Memphis	53
7. USF	22	7. UConn	16	7. Tulane	46
8. Tulane	15	USF	16	8. USF	45
Caught stealing		Steal attempts		Grounded into DP	
1. East Carolina	26	1. UCF	122	1. Houston	54
2. Memphis	25	2. Houston	97	2. USF	43
3. Cincinnati	23	3. Cincinnati	92	3. Tulane	36
Tulane	23	4. East Carolina	82	4. East Carolina	35
5. UConn	20	5. UConn	80	5. UCF	31
6. Houston	17	6. Memphis	78	6. Memphis	22
USF	17	7. Tulane	69	7. Cincinnati	21
8. UCF	16	8. USF	62	8. UConn	20

American Athletic Conference Baseball
The American Pitching Leaders (as of Jun 01, 2017)
(All games)

Hitting minimums - 1 Games 75% of Games 1 AB 1 TPA 2.5 TPA/Game
Pitching minimums - 1 Games 1 IP 1 BF 1.0 IP/Game

Earned run avg		Opposing bat avg		Innings pitched	
1. UCF	3.01	1. UCF	.227	1. UCF	540.1
2. USF	3.25	2. USF	.228	2. East Carolina	536.1
3. Houston	3.37	3. UConn	.255	3. Memphis	530.2
4. UConn	3.84	4. Houston	.258	4. USF	521.1
5. East Carolina	4.30	5. East Carolina	.259	5. Houston	520.2
6. Cincinnati	4.99	6. Cincinnati	.268	6. UConn	513.2
7. Memphis	5.12	7. Tulane	.282	7. Tulane	511.0
8. Tulane	5.72	8. Memphis	.284	8. Cincinnati	510.1
Batters struck out		Batters SO out looking		Wins	
1. USF	599	1. USF	183	1. USF	41
2. UConn	575	2. UConn	174	2. Houston	40
3. UCF	535	3. Memphis	149	UCF	40
4. East Carolina	466	4. UCF	133	4. UConn	33
5. Memphis	458	5. Houston	129	5. East Carolina	32
6. Houston	420	6. East Carolina	120	6. Memphis	30
7. Tulane	334	7. Tulane	89	7. Cincinnati	28
8. Cincinnati	316	8. Cincinnati	71	8. Tulane	27
Losses		Saves		Runners picked off	
1. Tulane	31	1. UConn	17	1. East Carolina	21
2. Cincinnati	30	2. Memphis	15	2. Houston	19
3. Memphis	29	Tulane	15	3. UConn	13
4. East Carolina	28	4. USF	12	4. UCF	10
5. UConn	25	5. Cincinnati	11	5. Memphis	8
6. UCF	20	Houston	11	6. Cincinnati	6
7. Houston	19	UCF	11	7. Tulane	2
8. USF	17	8. East Carolina	6	USF	2
Sac bunts allowed		Sac flies allowed		Hits allowed	
1. East Carolina	37	1. Memphis	25	1. USF	443
2. Tulane	36	2. Tulane	23	2. UCF	457
3. UConn	32	3. UConn	18	3. UConn	496
4. Houston	28	4. Cincinnati	15	4. Houston	516
Memphis	28	5. East Carolina	14	5. Cincinnati	523
6. UCF	23	6. UCF	13	6. East Carolina	527
Cincinnati	23	7. Houston	11	7. Tulane	555
8. USF	21	8. USF	8	8. Memphis	585
Runs allowed		Earned runs allowed		Walks allowed	
1. UCF	215	1. UCF	181	1. Houston	134
2. USF	233	2. USF	188	2. UCF	193
3. Houston	246	3. Houston	195	3. East Carolina	201
4. UConn	259	4. UConn	219	4. USF	211
5. East Carolina	303	5. East Carolina	256	5. Cincinnati	228
6. Cincinnati	312	6. Cincinnati	283	6. Memphis	238
7. Memphis	358	7. Memphis	302	7. UConn	239
8. Tulane	385	8. Tulane	325	8. Tulane	318
Doubles allowed		Triples allowed		Home runs allowed	
1. UCF	80	1. Tulane	4	1. UConn	30
2. USF	81	2. Houston	5	2. UCF	32
3. UConn	88	3. UCF	7	3. USF	35
4. East Carolina	98	4. USF	9	4. Houston	37
5. Houston	99	5. East Carolina	10	5. East Carolina	39
6. Memphis	113	6. UConn	11	6. Tulane	46
7. Tulane	118	7. Cincinnati	12	7. Memphis	48
8. Cincinnati	124	8. Memphis	14	8. Cincinnati	49
Wild pitches		Balks		Hit batters	
1. Memphis	60	1. UConn	13	1. Cincinnati	79
2. Tulane	57	2. UCF	8	2. East Carolina	70
3. UConn	52	East Carolina	8	3. Tulane	59
4. Cincinnati	44	4. Memphis	7	4. Memphis	54
5. USF	41	5. Cincinnati	6	5. UConn	41
6. East Carolina	38	Houston	6	6. UCF	38
7. UCF	29	7. USF	5	7. Houston	37
8. Houston	20	8. Tulane	4	8. USF	28

Intentional BB allowed

1. Cincinnati	11
2. Tulane	6
3. Houston	5
East Carolina	5
UConn	5
6. Memphis	4
7. UCF	3
USF	3

American Athletic Conference Baseball
The American Pitching Analysis Leaders (as of Jun 01, 2017)
(All games)

Hitting minimums - 1 Games 75% of Games 1 AB 1 TPA 2.5 TPA/Game
Pitching minimums - 1 Games 1 IP 1 BF 1.0 IP/Game

B/avg vs left		B/avg vs right		B/avg vs leadoff	
1. UCF	.217	1. USF	.218	1. USF	.297
2. UConn	.237	2. UCF	.234	2. Houston	.332
3. Houston	.244	3. UConn	.263	3. Cincinnati	.340
4. USF	.245	4. East Carolina	.264	4. UCF	.344
5. East Carolina	.249	5. Houston	.264	5. East Carolina	.348
6. Cincinnati	.262	6. Tulane	.271	6. UConn	.350
7. Tulane	.302	7. Cincinnati	.271	7. Memphis	.363
8. Memphis	.304	8. Memphis	.274	8. Tulane	.374
B/avg w/2 outs		B/avg w/runners		Fly ball outs	
1. UCF	.210	1. UCF	.218	1. Tulane	545
2. USF	.231	2. UConn	.259	2. Memphis	532
3. Houston	.243	3. USF	.262	3. Cincinnati	525
4. UConn	.258	4. East Carolina	.268	4. East Carolina	486
5. East Carolina	.268	5. Houston	.271	5. USF	483
6. Cincinnati	.274	6. Memphis	.287	6. UCF	476
7. Tulane	.275	7. Cincinnati	.292	7. UConn	448
8. Memphis	.290	8. Tulane	.294	8. Houston	433
Ground ball outs		Fly/Ground outs		Ground/Fly outs	
1. Houston	626	1. USF	1.16	1. Houston	1.45
2. Cincinnati	594	2. Memphis	1.08	2. East Carolina	1.16
3. East Carolina	562	3. UConn	1.03	3. Cincinnati	1.13
4. Tulane	561	4. Tulane	0.97	4. UCF	1.12
5. UCF	534	5. UCF	0.89	5. Tulane	1.03
6. Memphis	494	6. Cincinnati	0.88	6. UConn	0.98
7. UConn	437	7. East Carolina	0.86	7. Memphis	0.93
8. USF	417	8. Houston	0.69	8. USF	0.86

American Athletic Conference Baseball
The American Fielding Leaders (as of Jun 01, 2017)
(All games)

Hitting minimums - 1 Games 75% of Games
Pitching minimums - 1 Games 1 IP 1 BF 1.0 IP/Game

Fielding pct		Chances		Putouts	
1. Cincinnati	.982	1. Houston	2315	1. UCF	1621
2. USF	.976	2. East Carolina	2310	2. East Carolina	1609
3. East Carolina	.975	3. UCF	2285	3. Memphis	1592
4. UConn	.971	4. Memphis	2277	4. USF	1564
5. UCF	.971	5. Tulane	2235	5. Houston	1562
6. Houston	.971	6. Cincinnati	2223	6. UConn	1541
7. Tulane	.970	7. UConn	2113	7. Tulane	1533
8. Memphis	.968	8. USF	2082	8. Cincinnati	1531
Assists		Errors		Fielding double plays	
1. Houston	685	1. Memphis	72	1. Tulane	65
2. Cincinnati	652	2. Houston	68	2. Cincinnati	49
3. East Carolina	643	3. Tulane	66	3. Houston	47
4. Tulane	636	4. UCF	66	4. East Carolina	44
5. Memphis	613	5. UConn	61	5. Memphis	43
6. UCF	598	6. East Carolina	58	6. UCF	41
7. UConn	511	7. USF	50	7. USF	38
8. USF	468	8. Cincinnati	40	8. UConn	38
Stolen bases against		Caught stealing by		Steal attempts against	
1. UConn	78	1. Cincinnati	32	1. UConn	102
2. Tulane	70	2. Memphis	30	2. Tulane	98
3. Houston	57	3. Tulane	28	3. Memphis	84
4. Memphis	54	4. UConn	24	4. Houston	81
5. USF	50	5. Houston	24	5. USF	73
6. UCF	41	6. USF	23	6. Cincinnati	66
7. Cincinnati	34	7. East Carolina	15	7. UCF	54
8. East Carolina	23	8. UCF	13	8. East Carolina	38
Passed balls		Catchers interference			
1. USF	27	1. Tulane	2		
2. Tulane	19	2. Memphis	2		
3. Houston	17	3. USF	1		
4. East Carolina	13				
5. UConn	13				
6. Memphis	9				
7. Cincinnati	8				
8. UCF	5				

American Athletic Conference Baseball
 Game Highs for The American (as of Jun 01, 2017)
 (All games)

TEAM GAME HIGHS

Batting

At bats:	52	-	Memphis (vs Murray State, May 16, 2017)
Runs scored:	21	-	UCF (vs Central Michigan, Mar 10, 2017)
Hits:	21	-	UCF (vs Siena, Feb 17, 2017)
RBIs:	20	-	UCF (vs Central Michigan, Mar 10, 2017)
Doubles:	7	-	Memphis (vs Cincinnati, Apr 01, 2017)
	7	-	Tulane (vs Cincinnati, Apr 07, 2017)
	7	-	Memphis (vs Mississippi Valley, Mar 14, 2017)
Triples:	2	-	(11 times)
Home runs:	5	-	Tulane (vs Memphis, May 18, 2017)
	5	-	UCF (vs Central Michigan, Mar 10, 2017)
Total bases:	38	-	UCF (vs Central Michigan, Mar 10, 2017)
Walks:	17	-	USF (vs Florida, May 09, 2017)
Strikeouts:	19	-	East Carolina (vs UConn, Mar 31, 2017)
Sac hits:	5	-	Houston (vs Tulane, Apr 22, 2017)
Sac flies:	4	-	Memphis (vs Ole Miss, Feb 28, 2017)
Stolen bases:	7	-	Cincinnati (vs Houston, May 18, 2017)
Caught stealing:	5	-	Tulane (vs Nicholls State, Mar 15, 2017)
Hit by pitch:	8	-	UCF (vs Manhattan, Feb 24, 2017)
Runners LOB:	18	-	Memphis (vs Murray State, May 16, 2017)
Hit into DP:	4	-	Houston (vs Cal State Fullerton, Mar 04, 2017)

Fielding

Putouts:	39	-	USF (vs Toledo, Mar 03, 2017)
	39	-	Memphis (vs Southern Illinois, Mar 12, 2017)
Assists:	22	-	Memphis (vs Southern Illinois, Mar 12, 2017)
Errors:	5	-	(4 times)
Passed balls:	3	-	Houston (vs UCF, Mar 31, 2017)
	3	-	USF (vs Stetson, Apr 26, 2017)
DPs turned:	4	-	Cincinnati (vs Indiana, Mar 01, 2017)
	4	-	Tulane (vs New Orleans, May 16, 2017)
	4	-	Memphis (vs Alcorn State, Apr 05, 2017)

Pitching

Innings pitched:	13.0	-	Memphis (vs Southern Illinois, Mar 12, 2017)
	13.0	-	USF (vs Toledo, Mar 03, 2017)
Strikeouts:	20	-	UConn (vs Stetson, Mar 04, 2017)
Hits allowed:	1	-	USF (vs Florida State, Feb 21, 2017)
	1	-	East Carolina (vs Cincinnati, Apr 22, 2017)
Wild pitches:	5	-	USF (vs UConn, May 12, 2017)
Hit batters:	5	-	(4 times)

American Athletic Conference Baseball
 Game Highs for The American (as of Jun 01, 2017)
 (All games)

GAME HIGHS (BOTH TEAMS)

Batting

At bats:	88	-	Cincinnati vs Memphis (May 24, 2017)
	88	-	UConn vs Tulane (Apr 15, 2017)
Runs scored:	29	-	Cincinnati vs Memphis (May 24, 2017)
Hits:	33	-	Tulane vs Cincinnati (Apr 07, 2017)
RBIs:	28	-	Cincinnati vs Memphis (May 24, 2017)
Doubles:	12	-	Tulane vs Cincinnati (Apr 07, 2017)
Triples:	3	-	UConn vs Memphis (May 26, 2017)
Home runs:	9	-	Tulane vs Memphis (May 18, 2017)
Total bases:	62	-	Tulane vs Memphis (May 18, 2017)
Walks:	17	-	USF vs Florida (May 09, 2017)
Strikeouts:	30	-	East Carolina vs USF (May 06, 2017)
Sac hits:	5	-	UConn vs Houston (May 25, 2017)
	5	-	Tulane vs Houston (Apr 22, 2017)
Sac flies:	4	-	Memphis vs Ole Miss (Feb 28, 2017)
Stolen bases:	8	-	Cincinnati vs Houston (May 18, 2017)
	8	-	Tulane vs Cincinnati (Apr 09, 2017)
Caught stealing:	5	-	Tulane vs Nicholls State (Mar 15, 2017)
Hit by pitch:	8	-	Cincinnati vs Memphis (May 06, 2017)
	8	-	Manhattan vs UCF (Feb 24, 2017)
Runners LOB:	25	-	Cincinnati vs Houston (May 18, 2017)
Hit into DP:	5	-	Memphis vs East Carolina (May 14, 2017)

Fielding

Putouts:	70	-	UConn vs Tulane (Apr 15, 2017)
Assists:	32	-	Cincinnati vs USF (Apr 14, 2017)
Errors:	6	-	(4 times)
Passed balls:	3	-	Houston vs UCF (Mar 31, 2017)
	3	-	Stetson vs USF (Apr 26, 2017)
DPs turned:	5	-	Memphis vs East Carolina (May 14, 2017)

Pitching

Innings pitched:	23.1	-	UConn vs Tulane (Apr 15, 2017)
Strikeouts:	30	-	East Carolina vs USF (May 06, 2017)
Hits allowed:	1	-	USF vs Florida State (Feb 21, 2017)
Wild pitches:	5	-	Cincinnati vs Memphis (May 24, 2017)
	5	-	Cincinnati vs Memphis (May 05, 2017)
	5	-	USF vs UConn (May 12, 2017)
Hit batters:	8	-	Cincinnati vs Memphis (May 06, 2017)

American Athletic Conference Baseball
 Game Highs for The American (as of Jun 01, 2017)
 (All games)

INDIVIDUAL GAME HIGHS

Batting

At bats:	7 - GRUDZIELANEK, Memphis (vs Murray State, May 16, 2017)
	7 - WEBB, T., Memphis (vs Murray State, May 16, 2017)
Runs scored:	4 - (6 times)
Hits:	5 - YORGEN, C., East Carolina (vs UNC Wilmington, Apr 18, 2017)
	5 - SCHEINER, Houston (vs Alabama State, Mar 19, 2017)
RBI:	7 - JULKS, Houston (vs Tulane, May 12, 2017)
	7 - SCHEINER, Houston (vs Alabama State, Mar 19, 2017)
	7 - THOMAS, R., UCF (vs Central Michigan, Mar 10, 2017)
Doubles:	3 - (5 times)
Triples:	1 - (111 times)
Home runs:	3 - SCHEINER, Houston (vs Alabama State, Mar 19, 2017)
	3 - WONG, Houston (vs Tulane, Apr 23, 2017)
Total bases:	15 - WONG, Houston (vs Tulane, Apr 23, 2017)
Walks:	4 - (7 times)
Strikeouts:	5 - THOMAS, R., UCF (vs USF, Apr 08, 2017)
Sac hits:	3 - HOLLIS, Houston (vs UConn, May 25, 2017)
Sac flies:	2 - (4 times)
Stolen bases:	3 - (7 times)
Caught stealing:	2 - HAMBLIN, L., UCF (vs USF, May 26, 2017)
	2 - THOMPSON, RJ, Cincinnati (vs Western Carolina, May 10, 2017)
Hit by pitch:	3 - BOZEMAN, B., UCF (vs Manhattan, Feb 24, 2017)
Runners LOB:	8 - MONTGOMERY, USF (vs Miami (Ohio), Feb 25, 2017)

Fielding

Putouts:	19 - Susi, UConn (vs Stetson, Mar 04, 2017)
	19 - NODA, Cincinnati (vs UConn, Apr 28, 2017)
Assists:	9 - RODRIGUEZ, Cincinnati (vs UConn, Apr 28, 2017)
	9 - TRELA, A., Memphis (vs Cincinnati, Apr 02, 2017)
Errors:	3 - SCHRITENTHAL, Memphis (vs UConn, Apr 08, 2017)
	3 - MERRELL, USF (vs Cincinnati, Apr 13, 2017)
	3 - BROWN, T., East Carolina (vs UConn, Apr 01, 2017)
Passed balls:	3 - WONG, Houston (vs UCF, Mar 31, 2017)
	3 - LEAL, USF (vs Stetson, Apr 26, 2017)

Pitching

Innings pitched:	9.0 - (11 times)
Strikeouts:	14 - ROMERO, Houston (vs UCF, Mar 31, 2017)
	14 - Montgomerie, UConn (vs Stetson, Mar 04, 2017)
	14 - Cate, UConn (vs USF, May 12, 2017)
Wild pitches:	5 - MCCLANAHAN, USF (vs UConn, May 12, 2017)
Hit batters:	4 - ROBINSON, R, Cincinnati (vs Western Carolina, May 10, 2017)

American Athletic Conference Baseball
The American Conference statistics (as of Jun 01, 2017)
(The American games only Sorted by Batting avg)

Player	avg	gp-gs	ab	r	h	2b	3b	hr	rbi	tb	slg%	bb	hp	so	gdp	ob%	sf	sh	sb-att
WATKINS, Travis, ECU	.423	24-23	97	18	41	7	0	3	15	57	.588	8	0	10	2	.467	0	0	2-3
THOMPSON, R.J., CIN	.381	24-24	97	20	37	10	0	0	8	47	.485	12	1	11	0	.450	1	1	1-3
JULKS, Corey, HOU	.379	24-24	87	19	33	4	3	5	25	58	.667	20	2	16	2	.491	3	0	7-8
CARRIER, Chris, MEM	.371	24-24	89	17	33	7	0	9	29	67	.753	11	7	14	1	.472	1	0	4-5
KAPLAN, Lex, TLN	.359	24-24	92	21	33	13	0	4	10	58	.630	12	3	18	3	.449	0	1	2-4
BORDERS, Luke, USF	.351	24-24	97	15	34	5	1	4	16	53	.546	13	1	21	1	.432	0	0	2-2
WILLIAMS, Hunter, TLN	.346	24-24	104	22	36	5	0	5	18	56	.538	4	0	15	3	.370	0	0	1-1
PUTNAM, Eli, UCF	.343	24-24	102	20	35	7	0	2	14	48	.471	6	4	27	1	.398	1	0	5-5
STUNKEL, Duke, USF	.342	20-18	73	11	25	5	0	1	8	33	.452	7	0	14	1	.395	1	1	1-1
Yahn, UCONN	.341	24-24	88	16	30	4	1	0	8	36	.409	7	6	5	1	.422	1	2	2-4
TURNER,Trent, MEM	.340	24-24	100	16	34	6	0	4	16	52	.520	6	1	22	2	.383	0	0	2-2
GELLINGER, Kam, UCF	.337	24-24	83	16	28	6	2	2	17	44	.530	9	2	24	2	.411	1	3	2-5
RODRIGUEZ, Manny, CIN	.333	18-18	57	5	19	5	0	1	9	27	.474	4	3	7	1	.394	2	1	0-0
MARSH, Kyle, UCF	.330	23-23	91	14	30	8	1	1	23	43	.473	5	5	8	2	.388	2	0	0-1
Toppa, UCONN	.329	23-22	85	10	28	5	1	0	5	35	.412	3	1	13	1	.360	0	2	7-8
TYLER, ERIC, ECU	.323	24-23	96	15	31	7	0	3	13	47	.490	7	3	15	1	.387	0	1	3-4
DAVIS, Joe, HOU	.323	22-22	93	17	30	2	0	7	24	53	.570	6	3	11	3	.382	0	1	1-1
MERRELL, Kevin, USF	.321	19-19	81	9	26	2	1	3	12	39	.481	10	1	17	0	.402	0	0	2-5
Susi, UCONN	.310	24-24	87	9	27	2	0	1	13	32	.368	11	0	11	2	.384	1	0	0-1
WEBB, Tyler, MEM	.309	24-24	94	23	29	9	0	3	8	47	.500	14	5	18	0	.425	0	2	0-2
PADGETT, Grayson, HOU	.304	21-17	69	14	21	3	0	0	15	24	.348	10	0	16	1	.388	1	3	1-1
DIETRICH, Tyler, USF	.302	18-18	63	6	19	2	0	0	9	21	.333	6	1	13	3	.366	1	2	0-2
WONG, Connor, HOU	.301	24-24	103	26	31	4	3	8	17	65	.631	12	4	16	1	.395	0	1	6-6
WILLSEY, Jake, TLN	.299	24-24	77	17	23	4	1	5	10	44	.571	12	2	24	1	.407	0	0	4-6
BOZEMAN, Brennan, UCF	.294	21-21	85	16	25	4	0	1	14	32	.376	7	2	11	2	.362	0	0	5-6
GRUDZIELANEK,Brandon, MEM	.292	23-23	89	9	26	5	0	0	13	31	.348	9	2	14	1	.363	2	2	0-2
THOMAS, Rylan, UCF	.290	24-24	100	21	29	4	0	6	21	51	.510	8	5	37	1	.372	0	0	2-2
BRICKHOUSE, Spencer, ECU	.288	22-19	66	8	19	4	0	2	8	29	.439	11	1	19	0	.397	0	0	0-1
VILLAR, David, USF	.277	23-23	83	9	23	4	0	2	9	33	.398	15	2	19	1	.400	0	0	0-0
YORGEN, Charlie, ECU	.275	24-24	102	15	28	3	1	2	8	39	.382	7	4	18	2	.345	0	1	1-1
HAMBLIN, Luke, UCF	.273	24-24	99	17	27	6	1	1	13	38	.384	17	1	16	1	.381	1	0	8-9
THOMAS, Joey, CIN	.273	24-24	77	9	21	4	0	0	10	25	.325	8	0	18	3	.326	4	2	1-2
GEORGE, Anthony, UCF	.273	20-16	55	6	15	2	0	1	4	20	.364	5	1	9	1	.344	0	1	3-3
TRELA, Alec, MEM	.268	24-24	97	16	26	9	0	3	12	44	.454	7	2	22	0	.327	1	1	2-2
McVEY, Connor, CIN	.268	24-24	97	9	26	4	0	0	13	30	.309	10	2	13	2	.349	0	0	7-9
DeHART, Jarret, TLN	.267	23-23	86	17	23	7	0	4	14	42	.488	14	1	18	0	.376	0	0	2-3
WITHERSPOON, Grant, TLN	.267	22-22	90	15	24	5	1	1	17	34	.378	8	0	19	1	.327	0	0	3-5
MIKA, Matthew, UCF	.260	24-24	96	16	25	6	1	0	13	33	.344	10	4	14	3	.355	0	0	11-12
HOPE, Hunter, TLN	.256	21-21	78	13	20	7	0	5	16	42	.538	8	0	25	0	.322	1	0	2-2
HOLLIS, Connor, HOU	.256	24-24	78	18	20	2	1	2	13	30	.385	15	5	15	1	.396	3	1	3-3
BUMPASS, A.J., CIN	.255	24-24	94	10	24	8	0	2	12	38	.404	12	1	23	1	.343	1	0	2-4
BROWN, Turner, ECU	.253	23-22	75	8	19	5	0	0	9	24	.320	10	3	9	1	.360	1	6	2-4
SCHEINER, Jake, HOU	.250	24-23	88	22	22	7	1	5	16	46	.523	13	8	14	2	.394	0	0	6-7
ZECH, Garrett, USF	.250	24-23	72	14	18	4	1	1	4	27	.375	10	5	22	1	.379	0	2	3-3
SANTIAGO, Eric, CIN	.246	21-20	69	11	17	3	0	0	10	20	.290	8	2	14	3	.342	0	4	2-2
GENORD, Joe, USF	.245	24-24	98	10	24	5	0	4	13	41	.418	6	4	17	3	.315	0	0	0-0
MERCER, Jace, CIN	.244	24-22	78	14	19	3	1	1	13	27	.346	9	4	8	0	.348	1	2	5-5
TRIOLO, Jared, HOU	.241	24-23	83	12	20	4	0	0	6	24	.289	10	4	15	1	.343	2	2	1-3
Prato, UCONN	.240	22-22	96	12	23	1	0	0	5	24	.250	7	1	15	0	.298	0	1	3-6
GOZZO, Paul, TLN	.239	22-20	67	4	16	1	0	1	9	20	.299	3	0	19	1	.271	0	2	1-1
Winkel, UCONN	.238	24-17	63	7	15	4	1	0	3	21	.333	0	0	24	1	.238	0	2	1-1
NODA, Ryan, CIN	.235	24-22	85	21	20	6	2	3	14	39	.459	8	7	33	1	.347	1	0	6-8
SANTANA, Jason, MEM	.228	24-24	79	10	18	1	0	0	7	19	.241	9	2	27	1	.319	1	2	1-2
SCHRITENTHAL, Zach, MEM	.226	23-23	84	11	19	2	0	0	6	21	.250	9	2	11	3	.316	0	6	3-5
LOCKHART, Lael, HOU	.220	20-18	59	14	13	3	0	1	5	19	.322	9	2	17	1	.338	1	3	3-3
Feldstein, UCONN	.215	23-21	79	12	17	7	1	2	17	32	.405	8	4	26	0	.319	0	0	2-2
CHATFIELD, Chris, USF	.211	19-17	57	5	12	2	1	2	9	22	.386	5	1	15	3	.277	2	0	0-0
MONTES, Coco, USF	.208	24-24	96	11	20	5	0	1	10	28	.292	8	0	16	2	.269	0	2	0-0
Krueger, UCONN	.203	20-17	59	5	12	3	0	0	7	15	.254	3	1	9	0	.254	0	5	0-1
Gnesda, UCONN	.197	20-19	66	3	13	0	0	1	6	16	.242	8	1	9	0	.289	1	1	1-1
BOWMAN, Andy, MEM	.172	21-16	58	7	10	3	0	1	10	16	.276	12	0	20	1	.310	1	0	0-1

MURPHY, Cole, CIN	1.000	2-1	1	1	1	0	0	0	0	1	1.000	4	0	0	0	1.000	0	0	0-0

Player	avg	gp-gs	ab	r	h	2b	3b	hr	rbi	tb	slg%	bb	hp	so	gdp	ob%	sf	sh	sb-att
BEAVER, Dallas, UCF	.500	4-0	2	1	1	0	0	1	1	4	2.000	1	0	0	0	.667	0	0	0-0
FUENTES, Rey, HOU	.455	8-3	11	0	5	1	1	0	3	8	.727	1	0	3	0	.500	0	0	0-0
ROWLAND, Matt, TLN	.429	8-0	7	3	3	0	0	1	2	6	.857	1	0	2	0	.500	0	0	0-0
LLOYD, Brady, ECU	.400	13-1	10	2	4	0	0	0	2	4	.400	0	0	0	0	.400	0	1	2-3
BROWN, Grant, TLN	.383	17-16	60	12	23	5	0	5	18	43	.717	9	0	19	0	.457	1	0	2-2
SLAUGHTER, Nick, HOU	.375	8-4	16	2	6	0	0	2	8	12	.750	1	0	3	0	.389	1	1	0-0
MORGAN, Brooks, UCF	.357	6-3	14	4	5	0	0	2	5	11	.786	1	0	3	0	.400	0	0	0-0
BARBER, Nick, ECU	.357	12-3	14	1	5	2	0	0	1	7	.500	0	0	2	0	.357	0	1	0-0
BIELAMOWICZ, Tyler, HOU	.303	16-8	33	8	10	0	2	0	10	14	.424	7	1	7	3	.439	0	0	1-1
LeFevre, UCONN	.296	10-7	27	5	8	1	0	2	6	15	.556	5	0	8	0	.406	0	2	0-0
PHILLIPS, Wes, ECU	.273	18-11	33	4	9	4	0	0	5	13	.394	5	0	9	0	.350	2	0	1-1
GRIMSLEY, John, HOU	.273	9-6	22	2	6	1	0	0	1	7	.318	2	0	10	0	.333	0	2	0-1
OWEN, Kobi, TLN	.273	9-5	22	3	6	2	0	0	4	8	.364	0	0	5	0	.273	0	0	2-2
PETERSON, Bryce, UCF	.267	13-7	30	5	8	3	0	0	2	11	.367	2	1	9	3	.333	0	0	3-3
HARMAN, Bryce, ECU	.250	17-15	56	8	14	2	0	2	11	22	.393	2	1	15	0	.283	1	0	1-1
HENRICKSON, Drew, ECU	.250	19-6	28	3	7	1	1	0	4	10	.357	4	0	1	0	.333	1	1	0-1
HEISER, Logan, UCF	.250	10-9	28	4	7	3	0	0	4	10	.357	4	1	3	0	.364	0	1	0-0
CHAMPION, Wendell, HOU	.250	10-8	24	8	6	1	0	1	3	10	.417	5	0	5	2	.367	1	3	2-2
DeANNA, Mason, CIN	.250	6-0	8	2	2	1	0	0	1	3	.375	0	0	3	0	.250	0	0	0-0
MONTGOMERY, Cameron, USF	.239	20-13	46	8	11	1	0	2	4	18	.391	9	0	22	1	.364	0	0	0-1
O'KEEFE, Kyle, MEM	.235	16-9	34	3	8	2	0	0	3	10	.294	1	2	7	0	.297	0	0	0-0
Stefanski, UCONN	.229	22-14	48	7	11	1	0	0	2	12	.250	6	1	8	0	.327	0	3	0-1
Moriarty, UCONN	.224	18-13	49	7	11	2	0	1	5	16	.327	3	0	16	0	.269	0	0	1-1
CRILE, Ryan, UCF	.220	19-12	41	5	9	1	0	1	3	13	.317	8	1	7	0	.360	0	0	2-4
PACKARD, Bryant, ECU	.214	15-9	42	4	9	3	0	0	4	12	.286	3	0	13	0	.261	1	1	0-0
HOESE, Kody, TLN	.208	18-14	53	6	11	2	0	0	5	13	.245	3	0	8	1	.250	0	1	0-0
WILLIAMS-SUTTON, D., ECU	.208	16-15	53	9	11	1	0	3	8	21	.396	9	3	15	0	.354	0	0	1-1
HABERKORN, Treg, CIN	.204	15-14	49	9	10	2	1	2	10	20	.408	2	2	15	1	.264	0	1	1-1
WILLIAMS, Carlos, MEM	.188	17-12	32	3	6	2	0	0	3	8	.250	1	0	12	0	.206	1	2	1-2
LEAL, Andres, USF	.184	20-12	49	8	9	4	0	0	6	13	.265	8	0	10	1	.298	0	2	0-0
RILES, T.J., ECU	.182	16-13	44	5	8	1	0	2	3	15	.341	3	3	17	1	.280	0	1	1-1
GOZZO, Sal, TLN	.180	17-13	50	4	9	2	0	0	8	11	.220	2	1	12	1	.226	0	1	2-2
NEEL, Colton, MEM	.178	19-11	45	9	8	2	0	0	9	10	.222	4	0	8	1	.245	0	2	1-2
COLDIRON, Cooper, HOU	.174	6-6	23	2	4	1	0	0	2	5	.217	3	0	3	0	.269	0	2	1-1
ARTIGUES, Jonathon, TLN	.167	10-4	12	0	2	0	0	0	0	2	.167	1	0	6	1	.231	0	0	0-0
BAKER, Dusty, ECU	.159	19-14	44	5	7	1	0	0	2	8	.182	5	1	9	1	.260	0	1	2-3
BOLKA, Luke, ECU	.158	16-11	38	2	6	0	0	2	5	12	.316	2	0	15	1	.200	0	0	0-1
TURINO, Luke, CIN	.156	10-9	32	1	5	1	0	0	3	6	.188	1	0	12	0	.182	0	0	1-2
MOTTICE, Kyle, CIN	.143	15-10	35	5	5	2	0	0	2	7	.200	5	1	6	0	.268	0	2	3-3
Lambrecht, UCONN	.143	9-7	28	1	4	1	1	0	4	7	.250	5	0	6	1	.273	0	0	0-0
Bergmann, UCONN	.143	2-2	7	0	1	0	0	0	0	1	.143	1	0	2	0	.250	0	0	0-0
MONTALBANO, Jeremy, TLN	.118	7-3	17	0	2	1	0	0	1	3	.176	0	0	5	1	.118	0	0	0-0
WASHER, Jake, ECU	.091	9-3	11	1	1	0	0	0	1	1	.091	1	0	4	0	.154	1	0	0-0
VAAGE, Nick, MEM	.067	9-2	15	0	1	1	0	0	0	2	.133	1	0	4	1	.125	0	0	0-0
MONACY, Jordan, HOU	.063	10-4	16	1	1	0	0	0	1	1	.063	2	0	6	0	.167	0	1	0-0
Hill, UCONN	.059	12-7	17	1	1	0	0	0	1	1	.059	2	1	7	0	.190	1	1	0-1
MOSER, Josh, UCF	.059	13-3	17	3	1	0	0	0	0	1	.059	0	0	7	1	.059	0	0	0-0
MORGAN, Kirk, ECU	.053	13-4	19	1	1	0	0	0	0	1	.053	5	1	3	1	.280	0	0	0-0
HEINRICHS, Tyler, TLN	.000	9-3	10	0	0	0	0	0	0	0	.000	1	0	6	0	.091	0	0	0-0
WOOD, Max, UCF	.000	9-2	9	0	0	0	0	0	1	0	.000	1	0	4	0	.091	1	0	0-0
RAMEY, Jordan, CIN	.000	7-1	7	1	0	0	0	0	0	0	.000	1	0	1	0	.125	0	1	0-0
AUGUSTINE, Vince, CIN	.000	4-1	7	0	0	0	0	0	0	0	.000	0	0	3	0	.000	0	0	1-1
ETZEL, Landon, HOU	.000	6-2	5	4	0	0	0	0	1	0	.000	0	0	2	0	.000	0	0	0-0
VALDES, Ryan, USF	.000	3-1	5	0	0	0	0	0	0	0	.000	0	0	1	0	.000	0	0	0-0
GONNELLA, Anthony, USF	.000	3-0	3	0	0	0	0	0	0	0	.000	0	0	1	0	.000	0	0	0-0
CERELLI, Nick, USF	.000	3-0	2	0	0	0	0	0	0	0	.000	0	0	1	0	.000	0	0	0-0
NOZICKA, Sam, MEM	.000	5-0	2	3	0	0	0	0	1	0	.000	3	1	1	0	.667	0	0	0-0
ALLDRED, Cam, CIN	.000	1-1	2	0	0	0	0	0	0	0	.000	0	0	1	0	.000	0	1	0-0
CRABBE, Cam, USF	.000	4-0	1	0	0	0	0	0	0	0	.000	0	0	1	0	.000	0	0	0-0
GRIFFIN, Austin, UCF	.000	3-0	1	1	0	0	0	0	0	0	.000	2	0	1	0	.667	0	0	0-0
SANTOS, Jordan, USF	.000	1-0	1	0	0	0	0	0	0	0	.000	0	0	0	0	.000	0	0	0-0
Poulin, UCONN	.000	3-0	0	0	0	0	0	0	0	0	.000	0	0	0	0	.000	0	0	0-0
BOBO, Taylor, MEM	.000	1-0	0	0	0	0	0	0	0	0	.000	0	0	0	0	.000	0	0	0-0

Player	avg	gp-gs	ab	r	h	2b	3b	hr	rbi	tb	slg%	bb	hp	so	gdp	ob%	sf	sh	sb-att
KIRSCH, Michael, TLN	.000	1-0	0	0	0	0	0	0	0	0	.000	0	0	0	0	.000	0	0	0-0
GALY, Alex, TLN	.000	1-0	0	0	0	0	0	0	0	0	.000	0	0	0	0	.000	0	0	0-0
ZELLNER, Andrew, CIN	.000	1-1	0	0	0	0	0	0	0	0	.000	0	0	0	0	.000	0	0	0-0

CI - P. GOZZO TLN 1.

American Athletic Conference Baseball
The American Conference statistics (as of Jun 01, 2017)
(The American games only Sorted by Earned run avg)

Player	era	w-l	app	gs	cg	sho	sv	ip	h	r	er	bb	so	2b	3b	hr	b/avg	wp	hp	bk
WILLIAMS, Chris, UCF	1.59	2-1	9	3	0	0/0	0	28.1	17	7	5	8	13	4	0	1	.183	1	1	1
BOWLAN, Jonathan, MEM	1.87	1-2	6	4	0	0/0	0	33.2	25	12	7	7	31	5	0	1	.208	2	0	0
FRANCE, J.P., TLN	2.19	4-1	8	8	0	0/0	0	53.1	47	20	13	14	41	12	1	2	.235	2	3	0
Cate, UCONN	2.82	3-2	8	8	1	1/0	0	54.1	59	25	17	22	77	17	1	4	.282	5	1	1
Feole, UCONN	2.88	4-3	8	8	0	0/1	0	50.0	47	19	16	15	44	9	0	1	.255	3	2	2
CUMBIE, Trey, HOU	2.91	5-1	7	7	3	1/0	0	52.2	52	21	17	6	43	12	0	4	.254	2	2	1
STRZELECKI, Peter, USF	2.92	2-2	8	8	1	1/0	0	40.0	31	21	13	13	35	7	1	2	.211	1	2	0
SHERIDAN, Joseph, UCF	3.18	6-2	8	8	0	0/1	0	45.1	45	17	16	13	44	3	1	3	.254	1	1	0
ORNDORFF, David, CIN	3.31	4-2	10	4	0	0/0	1	35.1	42	14	13	9	19	9	0	7	.311	0	5	0
CAVALLARO, Joe, USF	3.38	3-2	13	0	0	0/0	4	26.2	24	11	10	8	34	3	0	2	.226	5	4	0
SANDERS, Phoenix, USF	3.78	1-2	8	8	0	0/0	0	47.2	47	26	20	14	43	10	1	5	.257	2	1	1
Montgomerie, UCONN	3.94	2-2	8	8	0	0/0	0	45.2	48	21	20	21	52	8	0	1	.270	2	4	1
ULLOM, Mitch, HOU	4.02	3-1	8	8	0	0/0	0	47.0	46	23	21	20	18	13	0	6	.256	4	2	0
HOWELL, Robby, UCF	4.09	5-0	8	8	1	0/0	0	50.2	44	25	23	25	44	8	0	5	.227	1	2	1
AGNOS, Jake, ECU	4.40	1-3	9	6	0	0/0	0	30.2	36	22	15	18	31	7	1	1	.300	3	5	0
KRUCZYNSKI, Evan, ECU	4.55	3-1	5	5	0	0/1	0	31.2	27	16	16	4	24	6	1	3	.231	2	4	2
PEREZ, J.T., CIN	4.74	1-2	9	6	0	0/0	0	38.0	40	22	20	14	27	9	2	2	.272	0	2	0
KING, John, HOU	4.85	2-1	6	5	0	0/0	0	29.2	39	20	16	4	13	10	0	2	.320	0	2	0
KULLMAN, A.J., CIN	4.97	2-4	9	4	0	0/0	0	38.0	38	22	21	11	22	5	1	5	.264	4	3	0
VALDES, Ryan, USF	5.11	4-1	9	1	0	0/0	0	24.2	26	15	14	10	19	3	1	4	.263	3	4	0
VILLARREAL, FRED, HOU	5.11	1-2	8	3	0	0/0	0	24.2	22	16	14	6	7	1	0	3	.247	1	4	1
MERRILL, Corey, TLN	5.15	4-3	8	7	0	0/0	0	43.2	50	31	25	22	33	15	0	2	.289	1	4	0
McClanahan, Shane, USF	5.25	0-2	7	7	0	0/0	0	36.0	31	21	21	18	50	9	1	3	.235	7	1	0
BJORNGJELD, Sam, TLN	5.67	1-2	8	5	0	0/0	0	27.0	36	18	17	20	15	8	0	1	.333	1	1	0
ALEXANDER, Connor, MEM	5.73	2-2	9	4	0	0/0	1	33.0	39	23	21	11	16	5	2	4	.302	1	3	0
SOLESKY, Chase, TLN	5.81	3-2	12	3	0	0/0	0	31.0	42	26	20	10	17	12	0	3	.326	1	4	0
BENTON, Trey, ECU	6.00	0-4	7	7	0	0/0	0	36.0	38	28	24	9	28	7	0	6	.270	3	7	0
CROSBY, Drew, MEM	6.51	2-3	8	8	0	0/0	0	47.0	56	39	34	18	37	9	3	7	.298	6	4	0
ZELLNER, Andrew, CIN	8.33	1-4	7	7	0	0/0	0	27.0	30	26	25	15	13	6	1	4	.283	2	9	0

SULLIVAN, Collin, USF	0.00	0-0	2	0	0	0/0	0	3.1	3	0	0	1	4	2	0	0	.250	0	0	0
Rivera, UCONN	0.00	0-0	1	0	0	0/0	0	2.1	0	0	0	1	1	0	0	0	.000	0	2	0
Zapata, UCONN	0.00	0-0	2	0	0	0/0	0	2.0	1	0	0	0	1	0	0	0	.167	0	2	0
OLASZ, A.J., CIN	0.00	0-0	1	0	0	0/0	0	1.2	0	0	0	1	0	0	0	0	.000	0	0	0
HOGAN, Jack, TLN	0.00	0-0	1	0	0	0/0	0	1.1	0	0	0	0	1	0	0	0	.000	0	0	0
Nepiarsky, UCONN	0.00	0-0	2	0	0	0/0	0	1.1	2	0	0	1	3	0	0	0	.286	1	0	0
MUSE, James, MEM	0.00	0-0	1	0	0	0/0	0	1.0	0	0	0	0	1	0	0	0	.000	0	0	0
Wallace, UCONN	0.00	0-0	1	0	0	0/0	0	1.0	0	0	0	0	2	0	0	0	.000	0	0	0
MORGAN, Kirk, ECU	1.12	1-0	2	1	0	0/1	0	8.0	3	2	1	0	5	0	0	0	.107	0	0	0
BOND, Nolan, HOU	1.42	0-0	5	0	0	0/0	0	6.1	5	1	1	1	4	1	0	1	.227	0	0	0
FARLEY, Michael, USF	1.59	0-0	4	0	0	0/0	0	5.2	6	1	1	7	9	0	1	0	.273	0	0	0
HEPPLE, Eric, UCF	1.93	0-0	4	0	0	0/0	0	4.2	4	1	1	0	6	2	0	1	.222	0	0	0
HATHCOCK, Colton, MEM	1.96	2-3	9	2	0	0/0	2	23.0	27	7	5	10	27	8	0	1	.300	4	1	0
COVINGTON, West, ECU	2.03	1-1	8	0	0	0/0	0	13.1	8	8	3	5	6	0	1	0	.167	0	2	0
THOMPSON, Trent, UCF	2.25	0-0	6	0	0	0/0	0	8.0	2	2	2	4	6	0	1	0	.083	0	0	0
Russell, UCONN	2.33	0-2	11	0	0	0/0	7	19.1	15	7	5	9	33	1	0	3	.217	1	2	0
BAHR, Jason, UCF	2.35	0-1	11	0	0	0/0	1	23.0	13	6	6	8	35	3	0	3	.160	1	0	0
SCHFTZ, Jordan, UCF	2.38	0-1	9	0	0	0/1	0	11.1	6	4	3	7	12	0	1	0	.162	0	0	0
PEREZ, Andrew, USF	2.40	2-1	9	0	0	0/0	2	15.0	10	4	4	4	17	1	0	0	.204	5	1	1
TUCKER, Bryce, UCF	2.45	1-2	11	0	0	0/0	4	14.2	8	5	4	5	14	1	1	0	.160	0	2	0
ROSS, Ryan, ECU	2.61	0-2	12	0	0	0/0	0	10.1	8	4	3	1	10	2	2	0	.211	0	1	0
WARD, Thaddeus, UCF	3.00	0-0	6	0	0	0/0	0	9.0	9	3	3	3	10	3	0	0	.273	0	1	1
YAGER, Noah, USF	3.00	0-0	2	0	0	0/0	0	3.0	3	1	1	2	2	1	0	0	.250	2	0	0
FLETCHER, Aaron, HOU	3.18	2-1	10	0	0	0/0	1	22.2	25	10	8	5	20	5	0	0	.284	0	1	0
HOLBA, Chris, ECU	3.48	0-2	3	3	0	0/0	0	10.1	12	5	4	1	7	3	0	0	.324	0	0	0
COLLETTI, Christian, TLN	3.60	0-1	12	0	0	0/0	6	15.0	18	8	6	3	9	3	0	2	.321	0	2	0
Poulin, UCONN	3.60	1-0	6	0	0	0/0	1	10.0	6	5	4	6	10	1	0	1	.182	3	0	0
ALLDRED, Cam, CIN	3.68	0-0	7	0	0	0/0	1	7.1	5	3	3	5	4	1	0	1	.192	0	1	0
SAVARESE, Mark, USF	3.72	2-0	8	0	0	0/0	0	9.2	7	6	4	0	15	3	0	0	.200	1	2	0
KIRKPATRICK, Davis, ECU	4.02	0-0	10	0	0	0/0	0	15.2	16	8	7	5	11	2	0	2	.262	0	2	1
Domnarski, UCONN	4.15	0-0	3	0	0	0/0	0	4.1	2	2	2	2	3	0	0	0	.125	0	0	0
DENZ, Danny, MEM	4.50	0-0	2	1	0	0/0	0	6.0	6	4	3	2	6	1	0	1	.261	0	0	2
SMITH, Alex, MEM	4.50	0-0	3	0	0	0/0	0	2.0	1	1	1	2	1	0	0	1	.143	0	1	0

Player	era	w-l	app	gs	cg	sho	sv	ip	h	r	er	bb	so	2b	3b	hr	b/avg	wp	hp	bk
Radue, UCONN	4.63	2-0	10	0	0	0/1	1	11.2	14	6	6	5	10	0	0	1	.304	3	0	0
SMITH, Tyler, ECU	4.85	1-0	9	1	0	0/0	0	13.0	17	7	7	3	6	0	0	2	.327	0	3	1
KROGER, Nathan, CIN	4.91	0-1	6	2	0	0/0	0	14.2	19	11	8	8	7	1	0	1	.339	1	3	0
GARNER, Ryan, MEM	4.91	0-0	4	0	0	0/0	0	3.2	5	4	2	3	3	0	0	2	.333	1	0	0
HAMMANS, Tristan, CIN	5.09	0-0	7	0	0	0/0	0	17.2	20	11	10	9	9	4	1	3	.274	0	2	1
Rajkowski, UCONN	5.14	1-0	7	0	0	0/0	0	7.0	9	5	4	7	4	2	0	1	.310	1	0	0
SMITH, Hunter, MEM	5.27	0-0	8	0	0	0/0	0	13.2	20	10	8	7	11	8	0	1	.345	1	0	0
Dandeneau, UCONN	5.40	1-0	2	0	0	0/0	0	3.1	2	2	2	2	2	1	0	0	.182	0	0	0
GILLIES, Keagan, TLN	5.79	0-0	9	0	0	0/0	1	14.0	17	9	9	10	6	2	0	3	.304	3	0	0
BOBO, Taylor, MEM	5.79	0-0	6	0	0	0/0	0	4.2	5	3	3	4	6	1	0	0	.278	0	0	0
LANIER, Sam, ECU	5.84	0-0	10	0	0	0/0	0	12.1	18	8	8	6	13	0	1	1	.367	1	0	0
BRIDGES, Matt, ECU	5.94	0-2	13	0	0	0/2	1	16.2	21	11	11	13	16	3	1	0	.309	0	1	0
BENNETT, Blake, MEM	6.00	0-2	11	1	0	0/0	1	15.0	20	10	10	8	12	4	0	1	.328	0	4	0
HURDSMAN, Brayson, HOU	6.00	0-0	4	0	0	0/0	0	3.0	2	2	2	2	2	0	0	1	.200	0	0	0
Holmes, UCONN	6.00	0-1	5	0	0	0/0	0	3.0	3	2	2	5	1	0	0	0	.273	1	0	1
YOAKAM, Jarod, CIN	6.08	1-0	8	0	0	0/0	0	13.1	18	9	9	6	12	4	0	0	.310	4	4	0
PULIDO, Joey, HOU	6.75	1-1	8	0	0	0/0	0	14.2	18	13	11	7	20	4	1	4	.290	0	0	0
PIMENTEL, Juan, UCF	6.94	1-2	6	5	0	0/0	0	23.1	36	18	18	7	16	6	1	3	.371	1	2	0
ROMERO, Seth, HOU	7.00	1-2	3	1	0	0/0	0	9.0	10	9	7	4	20	3	0	1	.256	2	4	1
RAGSDALE, Carson, USF	7.71	0-0	2	0	0	0/0	0	2.1	5	2	2	3	2	0	0	1	.417	0	0	0
WOLFE, Jacob, ECU	8.18	0-1	7	1	0	0/0	0	11.0	15	10	10	6	6	2	0	3	.341	0	3	1
HICKS, Alex, MEM	8.31	1-3	6	4	0	0/0	0	17.1	31	23	16	9	9	6	1	3	.383	1	7	0
SCHNAKE, Burton, TLN	9.00	0-0	5	0	0	0/0	0	7.0	7	7	7	7	3	0	0	3	.259	0	1	0
ISSA, Brandon, TLN	9.00	1-0	9	0	0	0/0	0	7.0	12	11	7	7	7	1	0	1	.387	1	1	0
LOWE II, Doug, CIN	9.00	0-0	1	0	0	0/0	0	1.0	2	1	1	0	0	0	0	1	.400	0	1	0
METOXEN, Takoda, MEM	10.12	0-0	7	0	0	0/0	0	5.1	3	9	6	9	4	1	0	0	.143	1	0	1
PRICE, Robert, TLN	10.38	0-0	3	0	0	0/0	0	4.1	8	7	5	2	3	4	0	0	.444	0	1	0
ROBINSON, Reese, CIN	10.80	0-1	5	1	0	0/0	0	8.1	15	10	10	8	8	8	0	0	.405	3	2	2
COLVIN, Clayton, CIN	10.80	0-0	3	0	0	0/0	0	5.0	7	6	6	5	2	1	0	0	.368	2	4	0
INGLE, Joe, ECU	11.57	0-1	2	0	0	0/0	0	2.1	5	7	3	4	1	0	0	1	.385	2	0	0
NEEL, Colton, MEM	18.00	0-1	3	0	0	0/0	0	2.0	3	4	4	3	1	0	0	0	.375	2	0	0
BOLKA, Luke, ECU	20.25	0-0	1	0	0	0/0	0	1.1	2	4	3	3	0	0	1	0	.333	0	1	0
WALTON, Tyler, MEM	20.25	0-0	2	0	0	0/0	0	1.1	2	3	3	3	0	0	0	0	.400	2	0	0
OAKLEY, Chris, TLN	21.60	0-0	3	0	0	0/0	0	1.2	0	4	4	4	0	0	0	0	.000	0	3	0
JARRETT, Cal, CIN	27.00	1-0	3	0	0	0/0	0	1.2	4	6	5	2	1	1	0	0	.400	0	0	0
ANDREWS, Ted, TLN	32.40	0-0	4	0	0	0/0	0	1.2	3	6	6	7	1	0	1	1	.375	6	4	0
MORREN, Tommy, MEM	36.00	0-0	1	0	0	0/0	0	1.0	4	4	4	2	1	1	0	0	.667	0	0	0
OLSON, Isaac, CIN	36.00	0-0	1	0	0	0/0	0	1.0	4	4	4	3	0	0	0	2	.571	0	0	0
MASSEY, Ross, TLN	37.80	0-2	4	1	0	0/0	0	3.1	8	14	14	8	1	2	0	3	.471	0	0	0
BIELAMOWICZ, Tyler, HOU	81.00	0-0	2	0	0	0/0	0	0.1	1	3	3	2	0	0	0	0	.500	0	0	0

PB - WONG HOU 8, Susi UCON 8, P. GOZZO TLN 7, DIETRICH USF 6, LEAL USF 5, WATKINS, T. ECU 5, SANTANA MEM 3, THOMAS CIN 2, LeFevre UCON 1, DeANNA CIN 1, HEISER, L. UCF 1, ARTIGUES TLN 1, WASHER, J. ECU 1. Pickoffs - HOLBA, C. ECU 3, WONG HOU 3, Susi UCON 2, Cate UCON 2, Feole UCON 2, LANIER, S. ECU 2, VILLARREAL HOU 1, ULLOM HOU 1, THOMPSON, T. UCF 1, HEISER, L. UCF 1, SMITH, T. ECU 1, SHERIDAN, J. UCF 1, SANDERS USF 1, Russell UCON 1, Rajkowski UCON 1, Radue UCON 1, BOND HOU 1, Poulin UCON 1, ORNDORFF CIN 1, MERRILL TLN 1, KRUCZYNSKI ECU 1, KING HOU 1, HOWELL, R. UCF 1, HATHCOCK MEM 1, FLETCHER HOU 1, CUMMINS HOU 1, SANTANA MEM 1, BENTON, T. ECU 1, ALLDRED CIN 1, ALEXANDER MEM 1, AGNOS, J. ECU 1, TUCKER B. UCF 1.

American Athletic Conference Baseball
The American Conference statistics (as of Jun 01, 2017)
(The American games only Sorted by Fielding pct)

Player	c	po	a	e	fld%	dp	sba	csb	sba%	pb	ci
GENORD, Joe, USF	173	162	11	0	1.000	11	0	0	---	0	0
LEAL, Andres, USF	95	81	14	0	1.000	4	5	3	.625	5	0
SANTIAGO, Eric, CIN	72	40	32	0	1.000	7	0	0	---	0	0
HEISER, Logan, UCF	64	59	5	0	1.000	1	2	1	.667	1	0
HAMBLIN, Luke, UCF	58	55	3	0	1.000	1	0	0	---	0	0
Krueger, UCONN	57	57	0	0	1.000	0	0	0	---	0	0
ZECH, Garrett, USF	53	52	1	0	1.000	0	0	0	---	0	0
MOTTICE, Kyle, CIN	53	19	34	0	1.000	7	0	0	---	0	0
Gnesda, UCONN	53	50	3	0	1.000	2	0	0	---	0	0
MERCER, Jace, CIN	51	29	22	0	1.000	7	0	0	---	0	0
MONACY, Jordan, HOU	41	39	2	0	1.000	3	0	0	---	0	0
STUNKEL, Duke, USF	40	40	0	0	1.000	0	0	0	---	0	0
LeFevre, UCONN	36	33	3	0	1.000	0	5	1	.833	1	0
PHILLIPS, Wes, ECU	36	26	10	0	1.000	0	0	0	---	0	0
MORGAN, Kirk, ECU	35	27	8	0	1.000	1	1	0	1.000	0	0
Stefanski, UCONN	34	31	3	0	1.000	1	0	0	---	0	0
COLDIRON, Cooper, HOU	33	10	23	0	1.000	5	0	0	---	0	0
HABERKORN, Treg, CIN	33	32	1	0	1.000	0	0	0	---	0	0
Moriarty, UCONN	33	14	19	0	1.000	3	0	0	---	0	0
Feldstein, UCONN	28	27	1	0	1.000	0	0	0	---	0	0
WILLIAMS, Carlos, MEM	24	24	0	0	1.000	0	0	0	---	0	0
MONTGOMERY, Cameron, USF	24	22	2	0	1.000	0	0	0	---	0	0
PADGETT, Grayson, HOU	23	23	0	0	1.000	0	0	0	---	0	0
RILES, T.J., ECU	21	21	0	0	1.000	0	0	0	---	0	0
HENRICKSON, Drew, ECU	16	16	0	0	1.000	0	0	0	---	0	0
OWEN, Kobi, TLN	14	13	1	0	1.000	0	0	0	---	0	0
MOSER, Josh, UCF	13	13	0	0	1.000	0	0	0	---	0	0
MURPHY, Cole, CIN	12	9	3	0	1.000	0	0	0	---	0	0
VILLARREAL, FRED, HOU	12	2	10	0	1.000	1	0	0	---	0	0
HEINRICHS, Tyler, TLN	12	12	0	0	1.000	0	0	0	---	0	0
BOWMAN, Andy, MEM	9	9	0	0	1.000	0	0	0	---	0	0
FLETCHER, Aaron, HOU	9	3	6	0	1.000	0	3	2	.600	0	0
BIELAMOWICZ, Tyler, HOU	9	9	0	0	1.000	0	0	0	---	0	0
SLAUGHTER, Nick, HOU	9	8	1	0	1.000	0	2	0	1.000	0	0
WOLFE, Jacob, ECU	8	0	8	0	1.000	0	0	0	---	0	0
ALEXANDER, Connor, MEM	8	2	6	0	1.000	1	2	0	1.000	0	0
KRUCZYNSKI, Evan, ECU	7	3	4	0	1.000	0	0	0	---	0	0
NOZICKA, Sam, MEM	7	6	1	0	1.000	0	0	0	---	0	0
WILLIAMS, Chris, UCF	7	4	3	0	1.000	0	0	2	.000	0	0
SOLESKY, Chase, TLN	7	3	4	0	1.000	0	4	1	.800	0	0
DeANNA, Mason, CIN	7	7	0	0	1.000	0	1	0	1.000	1	0
PEREZ, J.T., CIN	7	0	7	0	1.000	0	0	1	.000	0	0
TUCKER, Bryce, UCF	6	1	5	0	1.000	0	0	1	.000	0	0
O'KEEFE, Kyle, MEM	6	2	4	0	1.000	2	0	0	---	0	0
MERRILL, Corey, TLN	6	2	4	0	1.000	0	4	2	.667	0	0
WASHER, Jake, ECU	6	6	0	0	1.000	0	1	0	1.000	1	0
HOLBA, Chris, ECU	6	0	6	0	1.000	0	1	0	1.000	0	0
COLLETTI, Christian, TLN	5	1	4	0	1.000	0	2	1	.667	0	0
RAMEY, Jordan, CIN	5	3	2	0	1.000	1	0	0	---	0	0
Russell, UCONN	5	1	4	0	1.000	1	4	0	1.000	0	0
MORGAN, Brooks, UCF	4	0	4	0	1.000	0	0	0	---	0	0
BENNETT, Blake, MEM	4	0	4	0	1.000	0	1	2	.333	0	0
BJORNJELD, Sam, TLN	4	1	3	0	1.000	0	6	2	.750	0	0
AGNOS, Jake, ECU	4	0	4	0	1.000	0	5	1	.833	0	0
HAMMANS, Tristan, CIN	4	2	2	0	1.000	0	0	0	---	0	0
KING, John, HOU	4	1	3	0	1.000	1	5	2	.714	0	0
KIRKPATRICK, Davis, ECU	4	1	3	0	1.000	0	2	0	1.000	0	0
YOAKAM, Jarod, CIN	4	1	3	0	1.000	0	0	0	---	0	0
ORNDORFF, David, CIN	4	0	4	0	1.000	0	2	4	.333	0	0
ROBINSON, Reese, CIN	3	2	1	0	1.000	0	2	1	.667	0	0
BEAVER, Dallas, UCF	3	3	0	0	1.000	0	0	0	---	0	0
SMITH, Tyler, ECU	3	0	3	0	1.000	0	0	1	.000	0	0

Player	c	po	a	e	fld%	dp	sba	csb	sba%	pb	ci
STRZELECKI, Peter, USF	3	0	3	0	1.000	0	5	2	.714	0	0
Rajkowski, UCONN	3	1	2	0	1.000	0	0	0	---	0	0
DeHART, Jarret, TLN	3	3	0	0	1.000	0	0	0	---	0	0
SCHEFTZ, Jordan, UCF	3	0	3	0	1.000	0	0	0	---	0	0
LLOYD, Brady, ECU	3	3	0	0	1.000	0	0	0	---	0	0
Holmes, UCONN	2	0	2	0	1.000	0	0	0	---	0	0
INGLE, Joe, ECU	2	0	2	0	1.000	0	0	0	---	0	0
HATHCOCK, Colton, MEM	2	0	2	0	1.000	0	3	2	.600	0	0
GILLIES, Keagan, TLN	2	1	1	0	1.000	0	2	0	1.000	0	0
CAVALLARO, Joe, USF	2	2	0	0	1.000	0	0	0	---	0	0
METOXEN, Takoda, MEM	2	1	1	0	1.000	0	2	0	1.000	0	0
HICKS, Alex, MEM	2	1	1	0	1.000	0	1	2	.333	0	0
BOND, Nolan, HOU	2	1	1	0	1.000	0	0	0	---	0	0
COLVIN, Clayton, CIN	1	1	0	0	1.000	0	0	1	.000	0	0
BRIDGES, Matt, ECU	1	0	1	0	1.000	0	0	0	---	0	0
KROGER, Nathan, CIN	1	0	1	0	1.000	0	0	2	.000	0	0
ALLDRED, Cam, CIN	1	0	1	0	1.000	0	0	0	---	0	0
HURDSMAN, Brayson, HOU	1	0	1	0	1.000	0	1	0	1.000	0	0
PIMENTEL, Juan, UCF	1	0	1	0	1.000	0	1	2	.333	0	0
PRICE, Robert, TLN	1	0	1	0	1.000	0	1	0	1.000	0	0
BOBO, Taylor, MEM	1	0	1	0	1.000	0	0	0	---	0	0
HEPPLE, Eric, UCF	1	0	1	0	1.000	0	0	0	---	0	0
Radue, UCONN	1	0	1	0	1.000	0	4	1	.800	0	0
SMITH, Hunter, MEM	1	0	1	0	1.000	0	1	0	1.000	0	0
GRIFFIN, Austin, UCF	1	1	0	0	1.000	0	0	0	---	0	0
SULLIVAN, Collin, USF	1	1	0	0	1.000	0	0	1	.000	0	0
THOMPSON, Trent, UCF	1	0	1	0	1.000	0	1	0	1.000	0	0
VAAGE, Nick, MEM	1	1	0	0	1.000	0	0	0	---	0	0
Wallace, UCONN	1	0	1	0	1.000	0	0	0	---	0	0
Domnarski, UCONN	1	0	1	0	1.000	0	0	0	---	0	0
WARD, Thaddeus, UCF	1	0	1	0	1.000	0	0	0	---	0	0
GARNER, Ryan, MEM	1	0	1	0	1.000	0	0	0	---	0	0
WOOD, Max, UCF	1	1	0	0	1.000	0	0	0	---	0	0
CERELLI, Nick, USF	1	1	0	0	1.000	0	0	0	---	0	0
FARLEY, Michael, USF	1	0	1	0	1.000	0	2	0	1.000	0	0
NODA, Ryan, CIN	236	223	12	1	.996	17	0	0	---	0	0
THOMAS, Rylan, UCF	225	208	16	1	.996	13	0	0	---	0	0
WATKINS, Travis, ECU	176	161	14	1	.994	0	13	2	.867	5	0
GEORGE, Anthony, UCF	147	138	8	1	.993	2	9	3	.750	0	0
Winkel, UCONN	133	121	11	1	.992	10	0	0	---	0	0
HARMAN, Bryce, ECU	131	126	4	1	.992	12	0	0	---	0	0
DAVIS, Joe, HOU	127	120	6	1	.992	10	0	0	---	0	0
WILLIAMS, Hunter, TLN	241	221	18	2	.992	24	0	0	---	0	0
Susi, UCONN	233	207	24	2	.991	2	34	7	.829	8	0
LOCKHART, Lael, HOU	105	95	9	1	.990	5	0	0	---	0	0
TURNER,Trent, MEM	204	186	16	2	.990	12	0	0	---	0	0
DIETRICH, Tyler, USF	176	162	12	2	.989	0	14	7	.667	6	0
McVEY, Connor, CIN	84	77	6	1	.988	3	0	0	---	0	0
BRICKHOUSE, Spencer, ECU	82	77	4	1	.988	4	0	0	---	0	0
WEBB, Tyler, MEM	75	72	2	1	.987	1	0	0	---	0	0
THOMAS, Joey, CIN	142	119	21	2	.986	0	16	9	.640	2	0
HOLLIS, Connor, HOU	139	53	84	2	.986	13	0	0	---	0	0
SANTANA, Jason, MEM	189	157	29	3	.984	0	17	11	.607	3	0
Yahn, UCONN	62	20	41	1	.984	2	0	0	---	0	0
WONG, Connor, HOU	172	145	24	3	.983	2	28	4	.875	8	0
MIKA, Matthew, UCF	114	41	71	2	.982	12	0	0	---	0	0
WILLSEY, Jake, TLN	137	59	75	3	.978	22	0	0	---	0	0
GOZZO, Paul, TLN	136	118	15	3	.978	0	28	5	.848	7	1
KAPLAN, Lex, TLN	45	44	0	1	.978	0	0	0	---	0	0
BAKER, Dusty, ECU	45	44	0	1	.978	0	0	0	---	0	0
WITHERSPOON, Grant, TLN	43	41	1	1	.977	0	0	0	---	0	0
BROWN, Grant, TLN	38	36	1	1	.974	0	0	0	---	0	0
GRUDZIELANEK,Brandon, MEM	102	44	55	3	.971	8	0	0	---	0	0

Player	c	po	a	e	fld%	dp	sba	csb	sba%	pb	ci
MONTES, Coco, USF	99	49	47	3	.970	8	0	0	---	0	0
Toppa, UCONN	32	31	0	1	.969	0	0	0	---	0	0
YORGEN, Charlie, ECU	92	34	55	3	.967	11	0	0	---	0	0
CARRIER, Chris, MEM	60	55	3	2	.967	0	0	0	---	0	0
RODRIGUEZ, Manny, CIN	88	27	58	3	.966	10	0	0	---	0	0
MARSH, Kyle, UCF	54	52	0	2	.963	0	0	0	---	0	0
ARTIGUES, Jonathon, TLN	27	20	6	1	.963	1	4	1	.800	1	0
THOMPSON, R.J., CIN	53	51	0	2	.962	0	0	0	---	0	0
TYLER, ERIC, ECU	53	17	34	2	.962	2	0	0	---	0	0
BROWN, Turner, ECU	105	27	74	4	.962	13	0	0	---	0	0
CHATFIELD, Chris, USF	26	25	0	1	.962	0	0	0	---	0	0
WILLIAMS-SUTTON, D., ECU	26	24	1	1	.962	0	0	0	---	0	0
BOZEMAN, Brennan, UCF	101	27	70	4	.960	12	0	0	---	0	0
GOZZO, Sal, TLN	74	28	43	3	.959	16	0	0	---	0	0
SCHEINER, Jake, HOU	98	26	68	4	.959	11	0	0	---	0	0
JULKS, Corey, HOU	47	44	1	2	.957	1	0	0	---	0	0
BUMPASS, A.J., CIN	47	43	2	2	.957	0	0	0	---	0	0
Prato, UCONN	87	40	43	4	.954	8	0	0	---	0	0
GELLINGER, Kam, UCF	63	11	49	3	.952	1	0	0	---	0	0
NEEL, Colton, MEM	21	18	2	1	.952	0	0	0	---	0	0
Hill, UCONN	20	5	14	1	.950	5	0	0	---	0	0
TRELA, Alec, MEM	89	23	61	5	.944	8	0	0	---	0	0
Lambrecht, UCONN	17	2	14	1	.941	0	0	0	---	0	0
FRANCE, J.P., TLN	13	3	9	1	.923	0	2	1	.667	0	0
GRIMSLEY, John, HOU	13	12	0	1	.923	0	0	0	---	0	0
MERRELL, Kevin, USF	76	25	45	6	.921	4	0	0	---	0	0
SCHRITENTHAL, Zach, MEM	72	26	40	6	.917	4	0	0	---	0	0
BARBER, Nick, ECU	12	4	7	1	.917	1	0	0	---	0	0
HOPE, Hunter, TLN	70	15	49	6	.914	3	0	0	---	0	0
VILLAR, David, USF	56	13	38	5	.911	4	0	0	---	0	0
Feole, UCONN	10	2	7	1	.900	0	10	4	.714	0	0
BOLKA, Luke, ECU	10	9	0	1	.900	0	0	0	---	0	0
ULLOM, Mitch, HOU	10	4	5	1	.900	0	8	1	.889	0	0
PUTNAM, Eli, UCF	39	35	0	4	.897	0	0	0	---	0	0
HOESE, Kody, TLN	45	9	31	5	.889	4	0	0	---	0	0
HOWELL, Robby, UCF	9	3	5	1	.889	0	3	0	1.000	0	0
KULLMAN, A.J., CIN	9	3	5	1	.889	1	8	1	.889	0	0
BOWLAN, Jonathan, MEM	9	2	6	1	.889	0	2	1	.667	0	0
CROSBY, Drew, MEM	9	0	8	1	.889	0	3	4	.429	0	0
TRIOLO, Jared, HOU	61	23	31	7	.885	4	0	0	---	0	0
PACKARD, Bryant, ECU	8	6	1	1	.875	0	0	0	---	0	0
CUMBIE, Trey, HOU	8	1	6	1	.875	0	5	2	.714	0	0
COVINGTON, West, ECU	7	4	2	1	.857	0	0	0	---	0	0
VALDES, Ryan, USF	7	3	3	1	.857	0	4	0	1.000	0	0
McClanahan, Shane, USF	7	1	5	1	.857	0	4	1	.800	0	0
CHAMPION, Wendell, HOU	13	11	0	2	.846	0	0	0	---	0	0
Montgomerie, UCONN	6	3	2	1	.833	0	10	1	.909	0	0
Cate, UCONN	11	1	8	2	.818	1	6	4	.600	0	0
SHERIDAN, Joseph, UCF	14	3	8	3	.786	0	4	0	1.000	0	0
SANDERS, Phoenix, USF	13	2	8	3	.769	0	3	5	.375	0	0
LANIER, Sam, ECU	4	1	2	1	.750	0	0	0	---	0	0
ROSS, Ryan, ECU	4	0	3	1	.750	0	1	0	1.000	0	0
AUGUSTINE, Vince, CIN	4	2	1	1	.750	0	0	0	---	0	0
PEREZ, Andrew, USF	4	0	3	1	.750	0	0	1	.000	0	0
BENTON, Trey, ECU	7	1	4	2	.714	0	4	1	.800	0	0
Poulin, UCONN	3	0	2	1	.667	0	2	1	.667	0	0
ISSA, Brandon, TLN	3	1	1	1	.667	0	2	0	1.000	0	0
ZELLNER, Andrew, CIN	3	0	2	1	.667	0	3	0	1.000	0	0
SAVARESE, Mark, USF	3	1	1	1	.667	0	0	1	.000	0	0
DENZ, Danny, MEM	2	0	1	1	.500	0	1	1	.500	0	0
PULIDO, Joey, HOU	1	0	0	1	.000	0	4	0	1.000	0	0
GONNELLA, Anthony, USF	0	0	0	0	.000	0	0	0	---	0	0
SMITH, Alex, MEM	0	0	0	0	.000	0	0	0	---	0	0

Player	c	po	a	e	fld%	dp	sba	csb	sba%	pb	ci
SCHNAKE, Burton, TLN	0	0	0	0	.000	0	3	0	1.000	0	0
WALTON, Tyler, MEM	0	0	0	0	.000	0	0	0	---	0	0
Dandeneau, UCONN	0	0	0	0	.000	0	0	0	---	0	0
SANTOS, Jordan, USF	0	0	0	0	.000	0	0	0	---	0	0
ROWLAND, Matt, TLN	0	0	0	0	.000	0	0	0	---	0	0
ROMERO, Seth, HOU	0	0	0	0	.000	0	4	0	1.000	0	0
HOGAN, Jack, TLN	0	0	0	0	.000	0	0	0	---	0	0
Rivera, UCONN	0	0	0	0	.000	0	0	0	---	0	0
RAGSDALE, Carson, USF	0	0	0	0	.000	0	1	0	1.000	0	0
BORDERS, Luke, USF	0	0	0	0	.000	0	0	0	---	0	0
LOWE II, Doug, CIN	0	0	0	0	.000	0	0	0	---	0	0
GALY, Alex, TLN	0	0	0	0	.000	0	0	0	---	0	0
YAGER, Noah, USF	0	0	0	0	.000	0	0	0	---	0	0
FUENTES, Rey, HOU	0	0	0	0	.000	0	0	0	---	0	0
JARRETT, Cal, CIN	0	0	0	0	.000	0	2	0	1.000	0	0
Zapata, UCONN	0	0	0	0	.000	0	3	0	1.000	0	0
OLSON, Isaac, CIN	0	0	0	0	.000	0	0	0	---	0	0
OLASZ, A.J., CIN	0	0	0	0	.000	0	0	0	---	0	0
Bergmann, UCONN	0	0	0	0	.000	0	0	0	---	0	0
OAKLEY, Chris, TLN	0	0	0	0	.000	0	0	0	---	0	0
Nepiarsky, UCONN	0	0	0	0	.000	0	0	0	---	0	0
ETZEL, Landon, HOU	0	0	0	0	.000	0	0	0	---	0	0
MUSE, James, MEM	0	0	0	0	.000	0	0	0	---	0	0
MORREN, Tommy, MEM	0	0	0	0	.000	0	1	1	.500	0	0
BAHR, Jason, UCF	0	0	0	0	.000	0	2	0	1.000	0	0
KIRSCH, Michael, TLN	0	0	0	0	.000	0	0	0	---	0	0
ANDREWS, Ted, TLN	0	0	0	0	.000	0	6	0	1.000	0	0
CRABBE, Cam, USF	0	0	0	0	.000	0	0	0	---	0	0
CRILE, Ryan, UCF	0	0	0	0	.000	0	0	0	---	0	0
MASSEY, Ross, TLN	0	0	0	0	.000	0	0	0	---	0	0
MONTALBANO, Jeremy, TLN	0	0	0	0	.000	0	0	0	---	0	0
TURINO, Luke, CIN	0	0	0	0	.000	0	0	0	---	0	0
PETERSON, Bryce, UCF	0	0	0	0	.000	0	0	0	---	0	0

Hitting minimums - 1 Games 75% of Games 1 AB 1 TPA 2.5 TPA/Game

Pitching minimums - 1 Games 1 IP 1 BF 1.0 IP/Game

American Athletic Conference Baseball
The American Batting Leaders (as of Jun 01, 2017)
(The American games only)

Hitting minimums - 1 Games 75% of Games 1 AB 1 TPA 2.5 TPA/Game
Pitching minimums - 1 Games 1 IP 1 BF 1.0 IP/Game

Batting avg		Slugging pct		On base pct	
1. WATKINS, Travis-ECU	.423	1. CARRIER, Chris-MEM	.753	1. JULKS, Corey-HOU	.491
2. THOMPSON, R.J.-CIN	.381	2. JULKS, Corey-HOU	.667	2. CARRIER, Chris-MEM	.472
3. JULKS, Corey-HOU	.379	3. WONG, Connor-HOU	.631	3. WATKINS, Travis-ECU	.467
4. CARRIER, Chris-MEM	.371	4. KAPLAN, Lex-TLN	.630	4. THOMPSON, R.J.-CIN	.450
5. KAPLAN, Lex-TLN	.359	5. WATKINS, Travis-ECU	.588	5. KAPLAN, Lex-TLN	.449
6. BORDERS, Luke-USF	.351	6. WILLSEY, Jake-TLN	.571	6. BORDERS, Luke-USF	.432
7. WILLIAMS, Hunter-TLN	.346	7. DAVIS, Joe-HOU	.570	7. WEBB, Tyler-MEM	.425
8. PUTNAM, Eli-UCF	.343	8. BORDERS, Luke-USF	.546	8. Yahn-UConn	.422
9. STUNKEL, Duke-USF	.342	9. WILLIAMS, Hunter-TLN	.538	9. GELLINGER, Kam-UCF	.411
10. Yahn-UConn	.341	HOPE, Hunter-TLN	.538	10. WILLSEY, Jake-TLN	.407
Runs scored		Hits		Runs batted in	
1. WONG, Connor-HOU	26	1. WATKINS, Travis-ECU	41	1. CARRIER, Chris-MEM	29
2. WEBB, Tyler-MEM	23	2. THOMPSON, R.J.-CIN	37	2. JULKS, Corey-HOU	25
3. WILLIAMS, Hunter-TLN	22	3. WILLIAMS, Hunter-TLN	36	3. DAVIS, Joe-HOU	24
SCHEINER, Jake-HOU	22	4. PUTNAM, Eli-UCF	35	4. MARSH, Kyle-UCF	23
5. KAPLAN, Lex-TLN	21	5. TURNER, Trent-MEM	34	5. THOMAS, Rylan-UCF	21
THOMAS, Rylan-UCF	21	BORDERS, Luke-USF	34	6. BROWN, Grant-TLN	18
NODA, Ryan-CIN	21	7. KAPLAN, Lex-TLN	33	WILLIAMS, Hunter-TLN	18
8. THOMPSON, R.J.-CIN	20	CARRIER, Chris-MEM	33	8. 4 tied at.....	17
PUTNAM, Eli-UCF	20	JULKS, Corey-HOU	33		
10. JULKS, Corey-HOU	19	10. 2 tied at.....	31		
Doubles		Triples		Home runs	
1. KAPLAN, Lex-TLN	13	1. JULKS, Corey-HOU	3	1. CARRIER, Chris-MEM	9
2. THOMPSON, R.J.-CIN	10	WONG, Connor-HOU	3	2. WONG, Connor-HOU	8
3. WEBB, Tyler-MEM	9	3. GELLINGER, Kam-UCF	2	3. DAVIS, Joe-HOU	7
TRELA, Alec-MEM	9	BIELAMOWICZ, Tyler-HOU	2	4. THOMAS, Rylan-UCF	6
5. BUMPASS, A.J.-CIN	8	NODA, Ryan-CIN	2	5. HOPE, Hunter-TLN	5
MARSH, Kyle-UCF	8	6. 21 tied at.....	1	JULKS, Corey-HOU	5
7. 8 tied at.....	7			WILLSEY, Jake-TLN	5
				WILLIAMS, Hunter-TLN	5
				SCHEINER, Jake-HOU	5
				BROWN, Grant-TLN	5
Total bases		Walks		Hit by pitch	
1. CARRIER, Chris-MEM	67	1. JULKS, Corey-HOU	20	1. SCHEINER, Jake-HOU	8
2. WONG, Connor-HOU	65	2. HAMBLIN, Luke-UCF	17	2. NODA, Ryan-CIN	7
3. JULKS, Corey-HOU	58	3. VILLAR, David-USF	15	CARRIER, Chris-MEM	7
KAPLAN, Lex-TLN	58	HOLLIS, Connor-HOU	15	4. Yahn-UConn	6
5. WATKINS, Travis-ECU	57	5. DeHART, Jarret-TLN	14	5. MARSH, Kyle-UCF	5
6. WILLIAMS, Hunter-TLN	56	WEBB, Tyler-MEM	14	WEBB, Tyler-MEM	5
7. DAVIS, Joe-HOU	53	7. SCHEINER, Jake-HOU	13	THOMAS, Rylan-UCF	5
BORDERS, Luke-USF	53	BORDERS, Luke-USF	13	HOLLIS, Connor-HOU	5
9. TURNER, Trent-MEM	52	9. 6 tied at.....	12	ZECH, Garrett-USF	5
10. THOMAS, Rylan-UCF	51			10. 8 tied at.....	4
Sac bunts		Sac flies		Stolen bases	
1. SCHRITENTHAL, Zach-MEM	6	1. THOMAS, Joey-CIN	4	1. MIKA, Matthew-UCF	11
BROWN, Turner-ECU	6	2. HOLLIS, Connor-HOU	3	2. HAMBLIN, Luke-UCF	8
3. Krueger-UConn	5	JULKS, Corey-HOU	3	3. JULKS, Corey-HOU	7
4. SANTIAGO, Eric-CIN	4	4. PHILLIPS, Wes-ECU	2	Toppa-UConn	7
5. PADGETT, Grayson-HOU	3	GRUDZIELANEK, Brandon-MEM	2	McVEY, Connor-CIN	7
GELLINGER, Kam-UCF	3	TRIOLO, Jared-HOU	2	6. WONG, Connor-HOU	6
Stefanski-UConn	3	MARSH, Kyle-UCF	2	SCHEINER, Jake-HOU	6
CHAMPION, Wendell-HOU	3	RODRIGUEZ, Manny-CIN	2	NODA, Ryan-CIN	6
LOCKHART, Lael-HOU	3	CHATFIELD, Chris-USF	2	9. 3 tied at.....	5
10. 20 tied at.....	2	10. 30 tied at.....	1		

Total plate appearances	
1. WONG, Connor-HOU	120
2. HAMBLIN, Luke-UCF	118
3. WEBB, Tyler-MEM	115
4. YORGEN, Charlie-ECU	114
5. THOMAS, Rylan-UCF	113
PUTNAM, Eli-UCF	113
7. THOMPSON, R.J.-CIN	112
JULKS, Corey-HOU	112
9. BORDERS, Luke-USF	111
10. MIKA, Matthew-UCF	110

Strikeouts	
1. THOMAS, Rylan-UCF	37
2. NODA, Ryan-CIN	33
3. SANTANA, Jason-MEM	27
PUTNAM, Eli-UCF	27
5. Feldstein-UCONN	26
6. HOPE, Hunter-TLN	25
7. Winkel-UCONN	24
WILLSEY, Jake-TLN	24
GELLINGER, Kam-UCF	24
10. BUMPASS, A.J.-CIN	23

At bats	
1. WILLIAMS, Hunter-TLN	104
2. WONG, Connor-HOU	103
3. YORGEN, Charlie-ECU	102
PUTNAM, Eli-UCF	102
5. THOMAS, Rylan-UCF	100
TURNER, Trent-MEM	100
7. HAMBLIN, Luke-UCF	99
8. GENORD, Joe-USF	98
9. 5 tied at.....	97

Caught stealing	
1. GELLINGER, Kam-UCF	3
Prato-UCONN	3
MERRELL, Kevin-USF	3
4. 15 tied at.....	2

Steal attempts	
1. MIKA, Matthew-UCF	12
2. McVEY, Connor-CIN	9
HAMBLIN, Luke-UCF	9
4. JULKS, Corey-HOU	8
Toppa-UCONN	8
NODA, Ryan-CIN	8
7. SCHEINER, Jake-HOU	7
8. 4 tied at.....	6

Grounded into DP	
1. 12 tied at.....	3

American Athletic Conference Baseball
The American Pitching Leaders (as of Jun 01, 2017)
(The American games only)

Hitting minimums - 1 Games 75% of Games 1 AB 1 TPA 2.5 TPA/Game
Pitching minimums - 1 Games 1 IP 1 BF 1.0 IP/Game

Earned run avg		Opposing bat avg		Innings pitched	
1. WILLIAMS, Chris-UCF	1.59	1. WILLIAMS, Chris-UCF	.183	1. Cate-UCONN	54.1
2. BOWLAN, Jonathan-MEM	1.87	2. BOWLAN, Jonathan-MEM	.208	2. FRANCE, J.P.-TLN	53.1
3. FRANCE, J.P.-TLN	2.19	3. STRZELECKI, Peter-USF	.211	3. CUMBIE, Trey-HOU	52.2
4. Cate-UCONN	2.82	4. CAVALLARO, Joe-USF	.226	4. HOWELL, Robby-UCF	50.2
5. Feole-UCONN	2.88	5. HOWELL, Robby-UCF	.227	5. Feole-UCONN	50.0
6. CUMBIE, Trey-HOU	2.91	6. KRUCZYNSKI, Evan-ECU	.231	6. SANDERS, Phoenix-USF	47.2
7. STRZELECKI, Peter-USF	2.92	7. McClanahan, Shane-USF	.235	7. ULLOM, Mitch-HOU	47.0
8. SHERIDAN, Joseph-UCF	3.18	8. FRANCE, J.P.-TLN	.235	CROSBY, Drew-MEM	47.0
9. ORNDORFF, David-CIN	3.31	9. VILLARREAL, FRED-HOU	.247	9. Montgomerie-UCONN	45.2
10. CAVALLARO, Joe-USF	3.38	10. CUMBIE, Trey-HOU	.254	10. SHERIDAN, Joseph-UCF	45.1
Batters struck out		Batters SO out looking		Wins	
1. Cate-UCONN	77	1. SANDERS, Phoenix-USF	19	1. SHERIDAN, Joseph-UCF	6
2. Montgomerie-UCONN	52	Cate-UCONN	19	2. HOWELL, Robby-UCF	5
3. McClanahan, Shane-USF	50	3. FRANCE, J.P.-TLN	15	CUMBIE, Trey-HOU	5
4. HOWELL, Robby-UCF	44	McClanahan, Shane-USF	15	4. VALDES, Ryan-USF	4
SHERIDAN, Joseph-UCF	44	STRZELECKI, Peter-USF	15	FRANCE, J.P.-TLN	4
Feole-UCONN	44	6. CUMBIE, Trey-HOU	13	ORNDORFF, David-CIN	4
7. SANDERS, Phoenix-USF	43	Montgomerie-UCONN	13	Feole-UCONN	4
CUMBIE, Trey-HOU	43	CROSBY, Drew-MEM	13	MERRILL, Corey-TLN	4
9. FRANCE, J.P.-TLN	41	9. Feole-UCONN	12	9. 5 tied at.....	3
10. CROSBY, Drew-MEM	37	10. CAVALLARO, Joe-USF	10		
Saves		Appearances		Games started	
1. Russell-UCONN	7	1. CAVALLARO, Joe-USF	13	1. FRANCE, J.P.-TLN	8
2. COLLETTI, Christian-TLN	6	BRIDGES, Matt-ECU	13	Feole-UCONN	8
3. TUCKER, Bryce-UCF	4	3. COLLETTI, Christian-TLN	12	CROSBY, Drew-MEM	8
CAVALLARO, Joe-USF	4	ROSS, Ryan-ECU	12	HOWELL, Robby-UCF	8
5. PEREZ, Andrew-USF	2	SOLESKY, Chase-TLN	12	Montgomerie-UCONN	8
HATHCOCK, Colton-MEM	2	6. BENNETT, Blake-MEM	11	SHERIDAN, Joseph-UCF	8
7. 10 tied at.....	1	TUCKER, Bryce-UCF	11	ULLOM, Mitch-HOU	8
		BAHR, Jason-UCF	11	SANDERS, Phoenix-USF	8
		Russell-UCONN	11	STRZELECKI, Peter-USF	8
		10. 5 tied at.....	10	Cate-UCONN	8
Games finished		Games in relief		Sac bunts allowed	
1. Russell-UCONN	10	1. BRIDGES, Matt-ECU	13	1. PEREZ, J.T.-CIN	5
2. TUCKER, Bryce-UCF	9	CAVALLARO, Joe-USF	13	2. ORNDORFF, David-CIN	4
COLLETTI, Christian-TLN	9	3. COLLETTI, Christian-TLN	12	BENTON, Trey-ECU	4
4. CAVALLARO, Joe-USF	8	ROSS, Ryan-ECU	12	SOLESKY, Chase-TLN	4
5. FLETCHER, Aaron-HOU	7	5. Russell-UCONN	11	McClanahan, Shane-USF	4
HATHCOCK, Colton-MEM	7	BAHR, Jason-UCF	11	FRANCE, J.P.-TLN	4
7. KIRKPATRICK, Davis-ECU	6	TUCKER, Bryce-UCF	11	Cate-UCONN	4
PEREZ, Andrew-USF	6	8. 5 tied at.....	10	8. 8 tied at.....	3
SCHEFTZ, Jordan-UCF	6				
BENNETT, Blake-MEM	6				
Sac flies allowed		Losses		Runners picked off	
1. Feole-UCONN	3	1. BENTON, Trey-ECU	4	1. HOLBA, Chris-ECU	3
PIMENTEL, Juan-UCF	3	KULLMAN, A.J.-CIN	4	WONG, Connor-HOU	3
KING, John-HOU	3	ZELLNER, Andrew-CIN	4	3. Feole-UCONN	2
4. KIRKPATRICK, Davis-ECU	2	4. AGNOS, Jake-ECU	3	Cate-UCONN	2
AGNOS, Jake-ECU	2	HICKS, Alex-MEM	3	Susi-UCONN	2
SAVARESE, Mark-USF	2	MERRILL, Corey-TLN	3	LANIER, Sam-ECU	2
LANIER, Sam-ECU	2	HATHCOCK, Colton-MEM	3	7. 26 tied at.....	1
BOWLAN, Jonathan-MEM	2	Feole-UCONN	3		
WILLIAMS, Chris-UCF	2	CROSBY, Drew-MEM	3		
ALEXANDER, Connor-MEM	2	10. 23 tied at.....	2		

Wild pitches		
1. McClanahan, Shane-USF	7	
2. CROSBY, Drew-MEM	6	
ANDREWS, Ted-TLN	6	
4. CAVALLARO, Joe-USF	5	
PEREZ, Andrew-USF	5	
Cate-UConn	5	
7. YOAKAM, Jarod-CIN	4	
HATHCOCK, Colton-MEM	4	
ULLOM, Mitch-HOU	4	
KULLMAN, A.J.-CIN	4	

Intentional BB allowed		
1. BRIDGES, Matt-ECU	3	
2. KULLMAN, A.J.-CIN	2	
PEREZ, J.T.-CIN	2	
4. 15 tied at.....	1	

Earned runs allowed		
1. WILLIAMS, Chris-UCF	5	
2. BOWLAN, Jonathan-MEM	7	
3. CAVALLARO, Joe-USF	10	
4. ORNDORFF, David-CIN	13	
FRANCE, J.P.-TLN	13	
STRZELECKI, Peter-USF	13	
7. VILLARREAL, FRED-HOU	14	
VALDES, Ryan-USF	14	
9. AGNOS, Jake-ECU	15	
10. KING, John-HOU	16	

Triples allowed		
1. MERRILL, Corey-TLN	0	
ULLOM, Mitch-HOU	0	
SOLESKY, Chase-TLN	0	
CUMBIE, Trey-HOU	0	
KING, John-HOU	0	
Feole-UConn	0	
ORNDORFF, David-CIN	0	
VILLARREAL, FRED-HOU	0	
HOWELL, Robby-UCF	0	
Montgomerie-UConn	0	

Balks		
1. Feole-UConn	2	
KRUCZYNSKI, Evan-ECU	2	
ROBINSON, Reese-CIN	2	
DENZ, Danny-MEM	2	
5. 16 tied at.....	1	

Hits allowed		
1. WILLIAMS, Chris-UCF	17	
2. VILLARREAL, FRED-HOU	22	
3. CAVALLARO, Joe-USF	24	
4. BOWLAN, Jonathan-MEM	25	
5. VALDES, Ryan-USF	26	
6. KRUCZYNSKI, Evan-ECU	27	
7. ZELLNER, Andrew-CIN	30	
8. McClanahan, Shane-USF	31	
STRZELECKI, Peter-USF	31	
10. AGNOS, Jake-ECU	36	

Walks allowed		
1. KRUCZYNSKI, Evan-ECU	4	
KING, John-HOU	4	
3. VILLARREAL, FRED-HOU	6	
CUMBIE, Trey-HOU	6	
5. BOWLAN, Jonathan-MEM	7	
6. CAVALLARO, Joe-USF	8	
WILLIAMS, Chris-UCF	8	
8. BENTON, Trey-ECU	9	
ORNDORFF, David-CIN	9	
10. VALDES, Ryan-USF	10	

Home runs allowed		
1. AGNOS, Jake-ECU	1	
BOWLAN, Jonathan-MEM	1	
Montgomerie-UConn	1	
WILLIAMS, Chris-UCF	1	
Feole-UConn	1	
BJORNGJELD, Sam-TLN	1	
7. MERRILL, Corey-TLN	2	
CAVALLARO, Joe-USF	2	
PEREZ, J.T.-CIN	2	
FRANCE, J.P.-TLN	2	

Hit batters		
1. ZELLNER, Andrew-CIN	9	
2. HICKS, Alex-MEM	7	
BENTON, Trey-ECU	7	
4. ORNDORFF, David-CIN	5	
AGNOS, Jake-ECU	5	
6. 13 tied at.....	4	

Runs allowed		
1. WILLIAMS, Chris-UCF	7	
2. CAVALLARO, Joe-USF	11	
3. BOWLAN, Jonathan-MEM	12	
4. ORNDORFF, David-CIN	14	
5. VALDES, Ryan-USF	15	
6. VILLARREAL, FRED-HOU	16	
KRUCZYNSKI, Evan-ECU	16	
8. SHERIDAN, Joseph-UCF	17	
9. BJORNGJELD, Sam-TLN	18	
10. Feole-UConn	19	

Doubles allowed		
1. VILLARREAL, FRED-HOU	1	
2. CAVALLARO, Joe-USF	3	
VALDES, Ryan-USF	3	
SHERIDAN, Joseph-UCF	3	
5. WILLIAMS, Chris-UCF	4	
6. ALEXANDER, Connor-MEM	5	
KULLMAN, A.J.-CIN	5	
BOWLAN, Jonathan-MEM	5	
9. KRUCZYNSKI, Evan-ECU	6	
ZELLNER, Andrew-CIN	6	

American Athletic Conference Baseball
The American Pitching Analysis Leaders (as of Jun 01, 2017)
(The American games only)

Hitting minimums - 1 Games 75% of Games 1 AB 1 TPA 2.5 TPA/Game
Pitching minimums - 1 Games 1 IP 1 BF 1.0 IP/Game

B/avg vs left		B/avg vs right		B/avg vs leadoff	
1. ULLOM, Mitch-HOU	.159	1. CAVALLARO, Joe-USF	.172	1. STRZELECKI, Peter-USF	.163
2. SANDERS, Phoenix-USF	.164	2. WILLIAMS, Chris-UCF	.192	2. CUMBIE, Trey-HOU	.226
3. WILLIAMS, Chris-UCF	.171	3. BOWLAN, Jonathan-MEM	.203	3. KRUCZYNSKI, Evan-ECU	.250
4. VILLARREAL, FRED-HOU	.176	4. HOWELL, Robby-UCF	.205	4. Feole-UCONN	.255
5. Feole-UCONN	.189	5. STRZELECKI, Peter-USF	.220	5. FRANCE, J.P.-TLN	.286
6. McClanahan, Shane-USF	.194	6. CUMBIE, Trey-HOU	.220	6. HOWELL, Robby-UCF	.288
7. VALDES, Ryan-USF	.194	7. KRUCZYNSKI, Evan-ECU	.231	7. BJORNGJELD, Sam-TLN	.296
8. STRZELECKI, Peter-USF	.196	8. MERRILL, Corey-TLN	.232	8. ULLOM, Mitch-HOU	.314
9. BJORNGJELD, Sam-TLN	.200	9. KULLMAN, A.J.-CIN	.247	9. BOWLAN, Jonathan-MEM	.314
10. FRANCE, J.P.-TLN	.203	10. McClanahan, Shane-USF	.248	10. PEREZ, J.T.-CIN	.317
B/avg w/2 outs		B/avg w/runners		Fly ball outs	
1. WILLIAMS, Chris-UCF	.037	1. WILLIAMS, Chris-UCF	.176	1. CUMBIE, Trey-HOU	56
2. VILLARREAL, FRED-HOU	.115	2. BOWLAN, Jonathan-MEM	.179	2. Feole-UCONN	55
3. BOWLAN, Jonathan-MEM	.162	3. Cate-UCONN	.217	3. CROSBY, Drew-MEM	54
4. FRANCE, J.P.-TLN	.164	4. SHERIDAN, Joseph-UCF	.219	FRANCE, J.P.-TLN	54
5. KING, John-HOU	.176	5. FRANCE, J.P.-TLN	.231	5. STRZELECKI, Peter-USF	52
6. ZELLNER, Andrew-CIN	.207	6. ULLOM, Mitch-HOU	.235	6. Montgomerie-UCONN	49
7. KULLMAN, A.J.-CIN	.209	7. HOWELL, Robby-UCF	.241	7. SANDERS, Phoenix-USF	46
8. VALDES, Ryan-USF	.212	8. SANDERS, Phoenix-USF	.256	8. HOWELL, Robby-UCF	40
9. CAVALLARO, Joe-USF	.216	9. CAVALLARO, Joe-USF	.259	9. ULLOM, Mitch-HOU	38
10. Cate-UCONN	.235	10. Feole-UCONN	.261	MERRILL, Corey-TLN	38
Ground ball outs		Fly/Ground outs		Ground/Fly outs	
1. ULLOM, Mitch-HOU	77	1. STRZELECKI, Peter-USF	1.79	1. VILLARREAL, FRED-HOU	2.81
2. HOWELL, Robby-UCF	66	2. Montgomerie-UCONN	1.69	2. ULLOM, Mitch-HOU	2.03
3. FRANCE, J.P.-TLN	60	3. AGNOS, Jake-ECU	1.36	3. SHERIDAN, Joseph-UCF	1.96
4. SHERIDAN, Joseph-UCF	55	4. VALDES, Ryan-USF	1.35	4. PEREZ, J.T.-CIN	1.90
PEREZ, J.T.-CIN	55	5. Feole-UCONN	1.31	5. BOWLAN, Jonathan-MEM	1.67
6. MERRILL, Corey-TLN	53	6. CAVALLARO, Joe-USF	1.30	6. HOWELL, Robby-UCF	1.65
7. KULLMAN, A.J.-CIN	50	7. CROSBY, Drew-MEM	1.29	7. BENTON, Trey-ECU	1.50
CUMBIE, Trey-HOU	50	8. CUMBIE, Trey-HOU	1.12	8. KULLMAN, A.J.-CIN	1.43
9. VILLARREAL, FRED-HOU	45	9. SANDERS, Phoenix-USF	1.07	KRUCZYNSKI, Evan-ECU	1.43
BENTON, Trey-ECU	45	10. SOLESKY, Chase-TLN	0.94	10. Cate-UCONN	1.42
Fly outs/game		Ground outs/game			
1. STRZELECKI, Peter-USF	11.70	1. VILLARREAL, FRED-HOU	16.42		
2. VALDES, Ryan-USF	11.31	2. ULLOM, Mitch-HOU	14.74		
3. CROSBY, Drew-MEM	10.34	3. PEREZ, J.T.-CIN	13.03		
4. Feole-UCONN	9.90	4. KING, John-HOU	12.13		
5. SOLESKY, Chase-TLN	9.87	5. KULLMAN, A.J.-CIN	11.84		
6. ALEXANDER, Connor-MEM	9.82	6. WILLIAMS, Chris-UCF	11.75		
7. Montgomerie-UCONN	9.66	7. HOWELL, Robby-UCF	11.72		
8. CUMBIE, Trey-HOU	9.57	8. ZELLNER, Andrew-CIN	11.67		
9. ORNDORFF, David-CIN	9.42	9. KRUCZYNSKI, Evan-ECU	11.37		
10. ZELLNER, Andrew-CIN	9.33	10. BJORNGJELD, Sam-TLN	11.33		

American Athletic Conference Baseball
The American Fielding Leaders (as of Jun 01, 2017)
(The American games only)

Hitting minimums - 1 Games 75% of Games
Pitching minimums - 1 Games 1 IP 1 BF 1.0 IP/Game

Fielding pct		Chances		Putouts	
1. GENORD, Joe-USF	1.000	1. WILLIAMS, Hunter-TLN	241	1. NODA, Ryan-CIN	223
LEAL, Andres-USF	1.000	2. NODA, Ryan-CIN	236	2. WILLIAMS, Hunter-TLN	221
SANTIAGO, Eric-CIN	1.000	3. Susi-UCONN	233	3. THOMAS, Rylan-UCF	208
HAMBLIN, Luke-UCF	1.000	4. THOMAS, Rylan-UCF	225	4. Susi-UCONN	207
Krueger-UCONN	1.000	5. TURNER,Trent-MEM	204	5. TURNER,Trent-MEM	186
Gnesda-UCONN	1.000	6. SANTANA, Jason-MEM	189	6. DIETRICH, Tyler-USF	162
ZECH, Garrett-USF	1.000	7. WATKINS, Travis-ECU	176	GENORD, Joe-USF	162
MERCER, Jace-CIN	1.000	DIETRICH, Tyler-USF	176	8. WATKINS, Travis-ECU	161
STUNKEL, Duke-USF	1.000	9. GENORD, Joe-USF	173	9. SANTANA, Jason-MEM	157
PHILLIPS, Wes-ECU	1.000	10. WONG, Connor-HOU	172	10. WONG, Connor-HOU	145
Assists		Fielding double plays		Passed balls	
1. HOLLIS, Connor-HOU	84	1. WILLIAMS, Hunter-TLN	24	1. WONG, Connor-HOU	8
2. WILLSEY, Jake-TLN	75	2. WILLSEY, Jake-TLN	22	Susi-UCONN	8
3. BROWN, Turner-ECU	74	3. NODA, Ryan-CIN	17	3. GOZZO, Paul-TLN	7
4. MIKA, Matthew-UCF	71	4. GOZZO, Sal-TLN	16	4. DIETRICH, Tyler-USF	6
5. BOZEMAN, Brennan-UCF	70	5. BROWN, Turner-ECU	13	5. LEAL, Andres-USF	5
6. SCHEINER, Jake-HOU	68	HOLLIS, Connor-HOU	13	WATKINS, Travis-ECU	5
7. McVEY, Connor-CIN	66	THOMAS, Rylan-UCF	13	7. SANTANA, Jason-MEM	3
8. TRELA, Alec-MEM	61	8. 4 tied at.....	12	8. THOMAS, Joey-CIN	2
9. RODRIGUEZ, Manny-CIN	58			9. 5 tied at.....	1
10. 2 tied at.....	55				
Catchers interference		Steal attempts against		Stolen bases against	
1. GOZZO, Paul-TLN	1	1. Susi-UCONN	41	1. Susi-UCONN	34
		2. GOZZO, Paul-TLN	33	2. WONG, Connor-HOU	28
		3. WONG, Connor-HOU	32	GOZZO, Paul-TLN	28
		4. SANTANA, Jason-MEM	28	4. SANTANA, Jason-MEM	17
		5. THOMAS, Joey-CIN	25	5. THOMAS, Joey-CIN	16
		6. DIETRICH, Tyler-USF	21	6. DIETRICH, Tyler-USF	14
		7. WATKINS, Travis-ECU	15	7. WATKINS, Travis-ECU	13
		8. Feole-UCONN	14	8. Montgomerie-UCONN	10
		9. GEORGE, Anthony-UCF	12	Feole-UCONN	10
		10. Montgomerie-UCONN	11	10. GEORGE, Anthony-UCF	9
Caught stealing by		Errors			
1. SANTANA, Jason-MEM	11	1. TRIOLO, Jared-HOU	7		
2. THOMAS, Joey-CIN	9	2. MERRELL, Kevin-USF	6		
3. Susi-UCONN	7	HOPE, Hunter-TLN	6		
DIETRICH, Tyler-USF	7	SCHRITENTHAL, Zach-MEM	6		
5. SANDERS, Phoenix-USF	5	5. VILLAR, David-USF	5		
GOZZO, Paul-TLN	5	TRELA, Alec-MEM	5		
7. 5 tied at....	4	HOESE, Kody-TLN	5		
		8. 5 tied at.....	4		

American Athletic Conference Baseball
The American Conference statistics (as of Jun 01, 2017)
(The American games only Sorted by Batting avg)

Team	avg	g	ab	r	h	2b	3b	hr	rbi	tb	slg%	bb	hp	so	gdp	ob%	sf	sh	sb-att	po	a	e	fld%
UCF	.287	24	853	149	245	50	5	18	135	359	.421	86	27	180	17	.368	6	5	41-50	655	254	21	.977
Houston	.281	24	810	169	228	33	11	31	150	376	.464	116	29	159	17	.386	12	20	32-37	630	281	26	.972
Tulane	.280	24	825	137	231	54	2	31	132	382	.463	78	7	201	13	.346	2	5	21-28	631	267	28	.970
USF	.267	24	827	106	221	39	4	20	100	328	.397	97	15	190	17	.353	4	9	8-14	642	194	24	.972
Memphis	.267	24	818	127	218	49	0	20	117	327	.400	87	24	180	11	.351	7	17	14-25	629	245	26	.971
East Carolina	.266	24	828	109	220	41	2	19	99	322	.389	82	20	174	10	.344	7	14	16-25	638	254	22	.976
Cincinnati	.259	24	795	118	206	49	4	9	105	290	.365	84	23	168	12	.343	10	15	30-40	630	280	14	.985
UConn	.252	24	799	95	201	31	5	7	82	263	.329	69	16	159	6	.322	4	19	17-27	646	206	16	.982
Totals	.270	192	6555	1010	1770	346	33	155	920	2647	.404	699	161	1411	103	.352	52	104	179-246	5101	1981	177	.976

CI - Tulane 1.

(The American games only Sorted by Earned run avg)

Team	era	w-l	g	cg	sho	sv	ip	h	r	er	bb	so	2b	3b	hr	b/avg	wp	hp	bk	sfa	sha
UConn	3.26	14-10	24	1	2/1	9	215.1	208	94	78	96	243	39	1	12	.257	20	13	5	8	11
UCF	3.34	15-9	24	1	1/1	5	218.1	184	88	81	80	200	30	5	16	.229	5	9	3	8	12
USF	3.79	14-10	24	1	1/0	6	214.0	193	108	90	80	230	39	5	17	.239	26	15	2	5	11
Houston	4.29	15-9	24	3	1/0	1	210.0	220	118	100	57	147	49	1	22	.269	9	15	3	5	9
East Carolina	4.82	7-17	24	0	2/2	1	212.2	226	140	114	78	164	32	8	19	.275	11	29	5	7	16
Memphis	5.45	8-16	24	0	0/0	4	209.2	247	156	127	98	166	49	6	22	.296	21	20	3	8	13
Tulane	5.69	13-11	24	0	0/0	7	210.1	248	161	133	114	137	59	2	21	.298	15	24	0	8	17
Cincinnati	5.79	10-14	24	0	0/0	2	210.0	244	145	135	96	124	49	5	26	.295	16	36	3	3	15
Totals	4.54	96-96	192	6	7/4	35	1700.1	1770	1010	858	699	1411	346	33	155	.270	123	161	24	52	104

PB - USF 11, UConn 9, Houston 8, Tulane 8, ECU 6, CIN 3, Memphis 3, UCF 1. Pickoffs - UConn 10, ECU 9, Houston 9, UCF 5, Memphis 3, CIN 2, USF 1, Tulane 1.

(The American games only Sorted by Fielding pct)

Team	c	po	a	e	fld%	dp	sba	csb	sba%	pb	ci
Cincinnati	924	630	280	14	.985	19	17	10	.630	3	0
UConn	868	646	206	16	.982	13	39	11	.780	9	0
UCF	930	655	254	21	.977	15	11	5	.688	1	0
East Carolina	914	638	254	22	.976	18	14	3	.824	6	0
Houston	937	630	281	26	.972	20	30	7	.811	8	0
USF	860	642	194	24	.972	12	19	11	.633	11	0
Memphis	900	629	245	26	.971	13	17	13	.567	3	0
Tulane	926	631	267	28	.970	25	32	7	.821	8	1
Totals	7259	5101	1981	177	.976	135	179	67	.728	49	1

American Athletic Conference Baseball
The American Batting Leaders (as of Jun 01, 2017)
(The American games only)

Hitting minimums - 1 Games 75% of Games 1 AB 1 TPA 2.5 TPA/Game
Pitching minimums - 1 Games 1 IP 1 BF 1.0 IP/Game

Batting avg		Slugging pct		On base pct	
1. UCF	.287	1. Houston	.464	1. Houston	.386
2. Houston	.281	2. Tulane	.463	2. UCF	.368
3. Tulane	.280	3. UCF	.421	3. USF	.353
4. USF	.267	4. Memphis	.400	4. Memphis	.351
5. Memphis	.267	5. USF	.397	5. Tulane	.346
6. East Carolina	.266	6. East Carolina	.389	6. East Carolina	.344
7. Cincinnati	.259	7. Cincinnati	.365	7. Cincinnati	.343
8. UConn	.252	8. UConn	.329	8. UConn	.322
Runs scored		Hits		Runs batted in	
1. Houston	169	1. UCF	245	1. Houston	150
2. UCF	149	2. Tulane	231	2. UCF	135
3. Tulane	137	3. Houston	228	3. Tulane	132
4. Memphis	127	4. USF	221	4. Memphis	117
5. Cincinnati	118	5. East Carolina	220	5. Cincinnati	105
6. East Carolina	109	6. Memphis	218	6. USF	100
7. USF	106	7. Cincinnati	206	7. East Carolina	99
8. UConn	95	8. UConn	201	8. UConn	82
Doubles		Triples		Home runs	
1. Tulane	54	1. Houston	11	1. Houston	31
2. UCF	50	2. UConn	5	2. Tulane	31
3. Memphis	49	3. UCF	5	3. Memphis	20
4. Cincinnati	49	4. Cincinnati	4	4. USF	20
5. East Carolina	41	5. USF	4	5. East Carolina	19
6. USF	39	6. East Carolina	2	6. UCF	18
7. Houston	33	7. Tulane	2	7. Cincinnati	9
8. UConn	31	8. UConn	2	8. UConn	7
Total bases		Total plate appearances		At bats	
1. Tulane	382	1. Houston	987	1. UCF	853
2. Houston	376	2. UCF	977	2. East Carolina	828
3. UCF	359	3. Memphis	953	3. USF	827
4. USF	328	4. USF	952	4. Tulane	825
5. Memphis	327	5. East Carolina	951	5. Memphis	818
6. East Carolina	322	6. Cincinnati	928	6. Houston	810
7. Cincinnati	290	7. Tulane	917	7. UConn	799
8. UConn	263	8. UConn	907	8. Cincinnati	795
Walks		Hit by pitch		Strikeouts	
1. Houston	116	1. Houston	29	1. Tulane	201
2. USF	97	2. UCF	27	2. USF	190
3. Memphis	87	3. Memphis	24	3. UCF	180
4. UCF	86	4. Cincinnati	23	4. Memphis	180
5. Cincinnati	84	5. East Carolina	20	5. East Carolina	174
6. East Carolina	82	6. UConn	16	6. Cincinnati	168
7. Tulane	78	7. USF	15	7. UConn	159
8. UConn	69	8. Tulane	7	8. Houston	159
Sac bunts		Sac flies		Stolen bases	
1. Houston	20	1. Houston	12	1. UCF	41
2. UConn	19	2. Cincinnati	10	2. Houston	32
3. Memphis	17	3. Memphis	7	3. Cincinnati	30
4. Cincinnati	15	4. East Carolina	7	4. Tulane	21
5. East Carolina	14	5. UCF	6	5. UConn	17
6. USF	9	6. USF	4	6. East Carolina	16
7. UCF	5	7. UConn	4	7. Memphis	14
8. Tulane	5	8. Tulane	2	8. USF	8
Caught stealing		Steal attempts		Grounded into DP	
1. Memphis	11	1. UCF	50	1. UCF	17
2. UConn	10	2. Cincinnati	40	2. USF	17
3. Cincinnati	10	3. Houston	37	3. Houston	17
4. East Carolina	9	4. Tulane	28	4. Tulane	13
5. UCF	9	5. UConn	27	5. Cincinnati	12
6. Tulane	7	6. Memphis	25	6. Memphis	11
7. USF	6	7. East Carolina	25	7. East Carolina	10
8. Houston	5	8. USF	14	8. UConn	6

American Athletic Conference Baseball
The American Pitching Leaders (as of Jun 01, 2017)
(The American games only)

Hitting minimums - 1 Games 75% of Games 1 AB 1 TPA 2.5 TPA/Game
Pitching minimums - 1 Games 1 IP 1 BF 1.0 IP/Game

Earned run avg		Opposing bat avg		Innings pitched	
1. UConn	3.26	1. UCF	.229	1. UCF	218.1
2. UCF	3.34	2. USF	.239	2. UConn	215.1
3. USF	3.79	3. UConn	.257	3. USF	214.0
4. Houston	4.29	4. Houston	.269	4. East Carolina	212.2
5. East Carolina	4.82	5. East Carolina	.275	5. Tulane	210.1
6. Memphis	5.45	6. Cincinnati	.295	6. Cincinnati	210.0
7. Tulane	5.69	7. Memphis	.296	Houston	210.0
8. Cincinnati	5.79	8. Tulane	.298	8. Memphis	209.2
Batters struck out		Batters SO out looking		Wins	
1. UConn	243	1. USF	76	1. UCF	15
2. USF	230	2. UConn	61	Houston	15
3. UCF	200	3. Memphis	52	3. UConn	14
4. Memphis	166	4. UCF	48	USF	14
5. East Carolina	164	5. East Carolina	45	5. Tulane	13
6. Houston	147	6. Houston	40	6. Cincinnati	10
7. Tulane	137	7. Tulane	38	7. Memphis	8
8. Cincinnati	124	8. Cincinnati	24	8. East Carolina	7
Losses		Saves		Runners picked off	
1. East Carolina	17	1. UConn	9	1. UConn	10
2. Memphis	16	2. Tulane	7	2. Houston	9
3. Cincinnati	14	3. USF	6	East Carolina	9
4. Tulane	11	4. UCF	5	4. UCF	5
5. UConn	10	5. Memphis	4	5. Memphis	3
USF	10	6. Cincinnati	2	6. Cincinnati	2
7. UCF	9	7. Houston	1	7. USF	1
Houston	9	East Carolina	1	Tulane	1
Sac bunts allowed		Sac flies allowed		Hits allowed	
1. Tulane	17	1. Tulane	8	1. UCF	184
2. East Carolina	16	UConn	8	2. USF	193
3. Cincinnati	15	UCF	8	3. UConn	208
4. Memphis	13	Memphis	8	4. Houston	220
5. UCF	12	5. East Carolina	7	5. East Carolina	226
6. UConn	11	6. USF	5	6. Cincinnati	244
USF	11	Houston	5	7. Memphis	247
8. Houston	9	8. Cincinnati	3	8. Tulane	248
Runs allowed		Earned runs allowed		Walks allowed	
1. UCF	88	1. UConn	78	1. Houston	57
2. UConn	94	2. UCF	81	2. East Carolina	78
3. USF	108	3. USF	90	3. USF	80
4. Houston	118	4. Houston	100	UCF	80
5. East Carolina	140	5. East Carolina	114	5. Cincinnati	96
6. Cincinnati	145	6. Memphis	127	UConn	96
7. Memphis	156	7. Tulane	133	7. Memphis	98
8. Tulane	161	8. Cincinnati	135	8. Tulane	114
Doubles allowed		Triples allowed		Home runs allowed	
1. UCF	30	1. Houston	1	1. UConn	12
2. East Carolina	32	UConn	1	2. UCF	16
3. UConn	39	3. Tulane	2	3. USF	17
USF	39	4. Cincinnati	5	4. East Carolina	19
5. Memphis	49	USF	5	5. Tulane	21
Cincinnati	49	UCF	5	6. Memphis	22
Houston	49	7. Memphis	6	Houston	22
8. Tulane	59	8. East Carolina	8	8. Cincinnati	26
Wild pitches		Balks		Hit batters	
1. USF	26	1. East Carolina	5	1. Cincinnati	36
2. Memphis	21	UConn	5	2. East Carolina	29
3. UConn	20	3. UCF	3	3. Tulane	24
4. Cincinnati	16	Cincinnati	3	4. Memphis	20
5. Tulane	15	Memphis	3	5. USF	15
6. East Carolina	11	Houston	3	Houston	15
7. Houston	9	7. USF	2	7. UConn	13
8. UCF	5			8. UCF	9

Intentional BB allowed

1. Cincinnati	7
2. East Carolina	4
3. UCF	3
4. UConn	2
Tulane	2
Houston	2
7. USF	1
Memphis	1

American Athletic Conference Baseball
The American Pitching Analysis Leaders (as of Jun 01, 2017)
(The American games only)

Hitting minimums - 1 Games 75% of Games 1 AB 1 TPA 2.5 TPA/Game
Pitching minimums - 1 Games 1 IP 1 BF 1.0 IP/Game

B/avg vs left		B/avg vs right		B/avg vs leadoff	
1. UCF	.199	1. USF	.245	1. USF	.312
2. UConn	.221	2. UCF	.248	2. Houston	.333
3. Houston	.221	3. UConn	.277	UCF	.333
4. USF	.224	4. Memphis	.285	4. UConn	.341
5. East Carolina	.250	5. East Carolina	.288	5. East Carolina	.347
6. Cincinnati	.280	6. Houston	.293	6. Cincinnati	.365
7. Tulane	.302	7. Tulane	.297	7. Memphis	.370
8. Memphis	.317	8. Cincinnati	.303	8. Tulane	.396
B/avg w/2 outs		B/avg w/runners		Fly ball outs	
1. UCF	.216	1. UCF	.225	1. Tulane	221
2. USF	.245	2. UConn	.254	2. Memphis	220
3. Houston	.253	3. USF	.276	3. USF	217
4. Tulane	.277	4. Houston	.289	4. Cincinnati	209
5. UConn	.283	5. East Carolina	.295	5. East Carolina	208
6. Cincinnati	.295	6. Memphis	.295	6. UConn	198
7. East Carolina	.297	7. Tulane	.306	UCF	198
8. Memphis	.305	8. Cincinnati	.313	8. Houston	194
Ground ball outs		Fly/Ground outs		Ground/Fly outs	
1. Cincinnati	259	1. USF	1.29	1. Houston	1.31
2. Houston	254	2. UConn	1.17	2. Cincinnati	1.24
3. Tulane	239	3. Memphis	1.07	3. UCF	1.15
4. East Carolina	229	4. Tulane	0.92	4. East Carolina	1.10
5. UCF	228	5. East Carolina	0.91	5. Tulane	1.08
6. Memphis	206	6. UCF	0.87	6. Memphis	0.94
7. UConn	169	7. Cincinnati	0.81	7. UConn	0.85
8. USF	168	8. Houston	0.76	8. USF	0.77

American Athletic Conference Baseball
The American Fielding Leaders (as of Jun 01, 2017)
(The American games only)

Hitting minimums - 1 Games 75% of Games
Pitching minimums - 1 Games 1 IP 1 BF 1.0 IP/Game

Fielding pct		Chances		Putouts	
1. Cincinnati	.985	1. Houston	937	1. UCF	655
2. UConn	.982	2. UCF	930	2. UConn	646
3. UCF	.977	3. Tulane	926	3. USF	642
4. East Carolina	.976	4. Cincinnati	924	4. East Carolina	638
5. Houston	.972	5. East Carolina	914	5. Tulane	631
6. USF	.972	6. Memphis	900	6. Houston	630
7. Memphis	.971	7. UConn	868	Cincinnati	630
8. Tulane	.970	8. USF	860	8. Memphis	629
Assists		Errors		Fielding double plays	
1. Houston	281	1. Tulane	28	1. Tulane	25
2. Cincinnati	280	2. Houston	26	2. Houston	20
3. Tulane	267	Memphis	26	3. Cincinnati	19
4. East Carolina	254	4. USF	24	4. East Carolina	18
UCF	254	5. East Carolina	22	5. UCF	15
6. Memphis	245	6. UCF	21	6. UConn	13
7. UConn	206	7. UConn	16	Memphis	13
8. USF	194	8. Cincinnati	14	8. USF	12
Stolen bases against		Caught stealing by		Steal attempts against	
1. UConn	39	1. Memphis	13	1. UConn	50
2. Tulane	32	2. USF	11	2. Tulane	39
3. Houston	30	UConn	11	3. Houston	37
4. USF	19	4. Cincinnati	10	4. USF	30
5. Memphis	17	5. Tulane	7	Memphis	30
Cincinnati	17	Houston	7	6. Cincinnati	27
7. East Carolina	14	7. UCF	5	7. East Carolina	17
8. UCF	11	8. East Carolina	3	8. UCF	16
Passed balls		Catchers interference			
1. USF	11	1. Tulane	1		
2. UConn	9				
3. Tulane	8				
Houston	8				
5. East Carolina	6				
6. Cincinnati	3				
Memphis	3				
8. UCF	1				